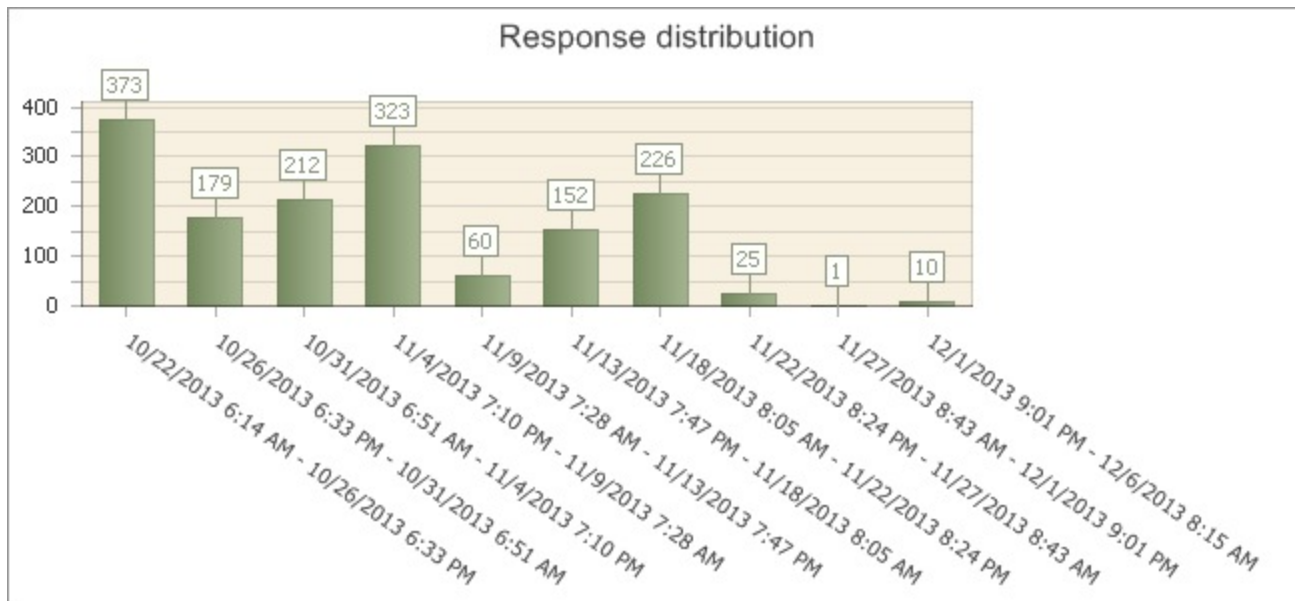


Summary of surveys in the report

| Survey | # Pages | # Questions | Date opened | Date closed | Responses | # Complete responses |
|---|---------|-------------|-------------|-------------|-----------|----------------------|
| SMCCD Fall 2013 Career Technical Education Survey | 6 | 37 | 10/4/2013 | 12/6/2013 | 1561 | 1429 |



1.

Response counts for survey ' SMCCD Fall 2013 Career Technical Education Survey '

| | Before filtering | After filtering |
|--|-------------------------|------------------------|
| Partial responses (unique respondents) | 132 (132) | 25 (25) |
| Completed responses (unique respondents) | 1429 (1429) | 290 (290) |

1.1. P1Q1

Please enter your G#

Question type: Open ended

Number of responses: 308

Number of respondents: 315

Not answered: 7

| Date | Respondent | Answer |
|-------------|-------------------|---------------|
| 10/23/2013 | Anonymous | |
| 10/24/2013 | Anonymous | |
| 10/26/2013 | Anonymous | |
| 10/27/2013 | Anonymous | |
| 10/27/2013 | Anonymous | |
| 10/30/2013 | Anonymous | |
| 10/30/2013 | Anonymous | |
| 10/30/2013 | Anonymous | |
| 10/30/2013 | Anonymous | |
| 10/30/2013 | Anonymous | |
| 10/30/2013 | Anonymous | |
| 10/30/2013 | Anonymous | |
| 10/30/2013 | Anonymous | |
| 10/30/2013 | Anonymous | |
| 10/30/2013 | Anonymous | |
| 10/30/2013 | Anonymous | |
| 10/30/2013 | Anonymous | |
| 10/30/2013 | Anonymous | |
| 10/30/2013 | Anonymous | |
| 10/30/2013 | Anonymous | |
| 10/30/2013 | Anonymous | |

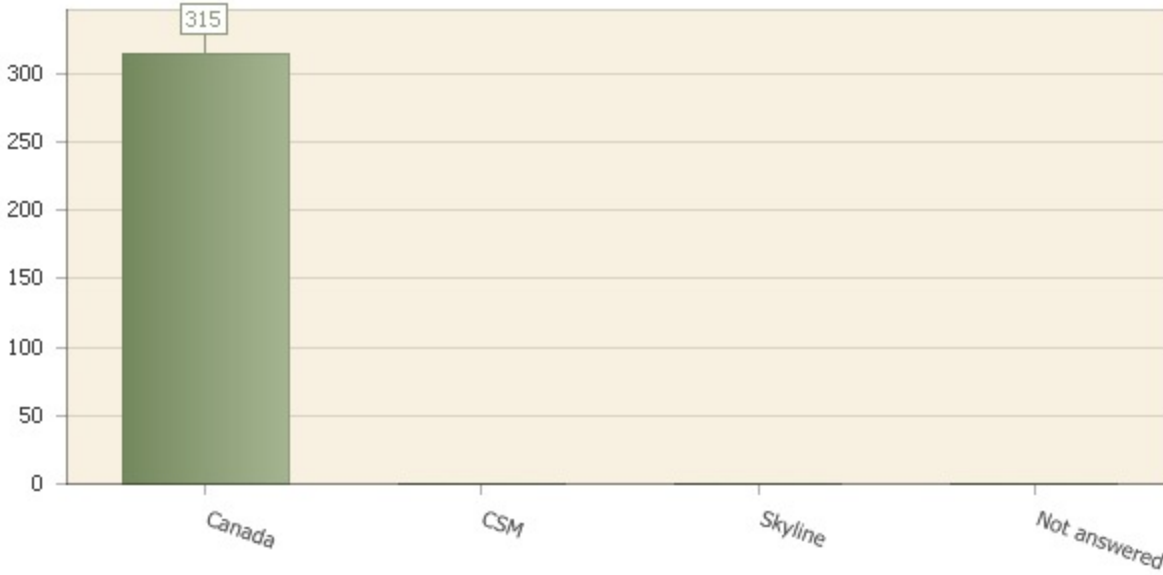
1.2. P1Q2

I am taking the majority of my classes at:

Question type: Multiple choice

Number of responses: 315

Number of respondents: 315



| Answer | Count | Percent answer |
|--------------|-------|----------------|
| Canada | 315 | 100.0% |
| CSM | 0 | 0% |
| Skyline | 0 | 0% |
| Not answered | 0 | 0% |

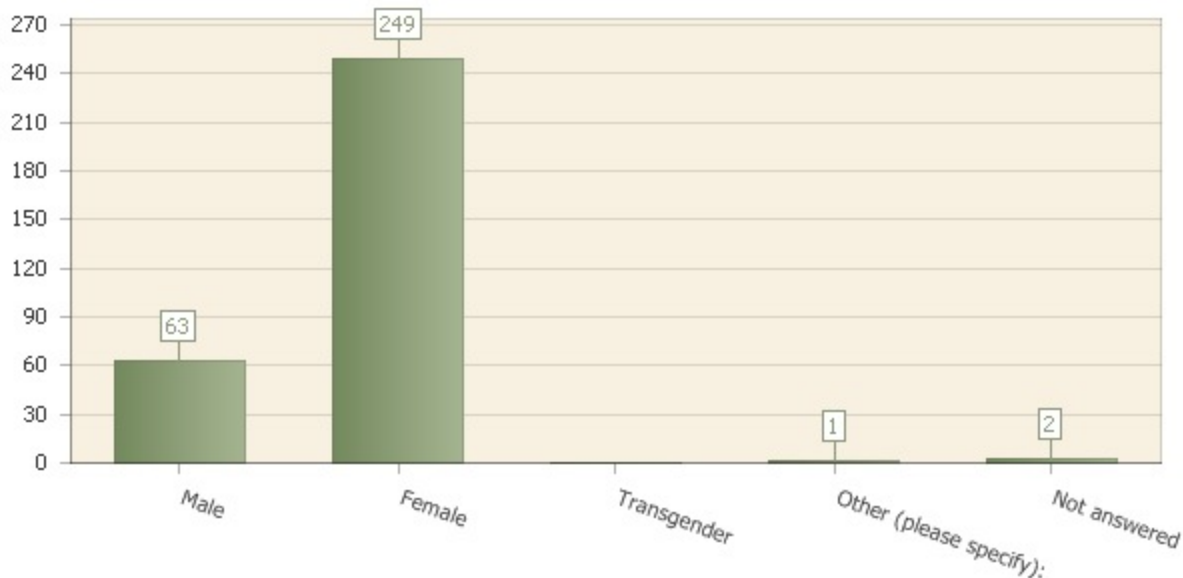
1.3. P1Q3

With which gender group do you most commonly identify?

Question type: Multiple choice

Number of responses: 313

Number of respondents: 315



| Answer | Count | Percent answer |
|-------------------------|-------|----------------|
| Male | 63 | 20.0% |
| Female | 249 | 79.0% |
| Transgender | 0 | 0% |
| Other (please specify): | 1 | 0.3% |
| Not answered | 2 | 0.6% |

Textual answers

| Date | Respondent | Answer |
|------------|------------|--------|
| 10/30/2013 | Anonymous | All |

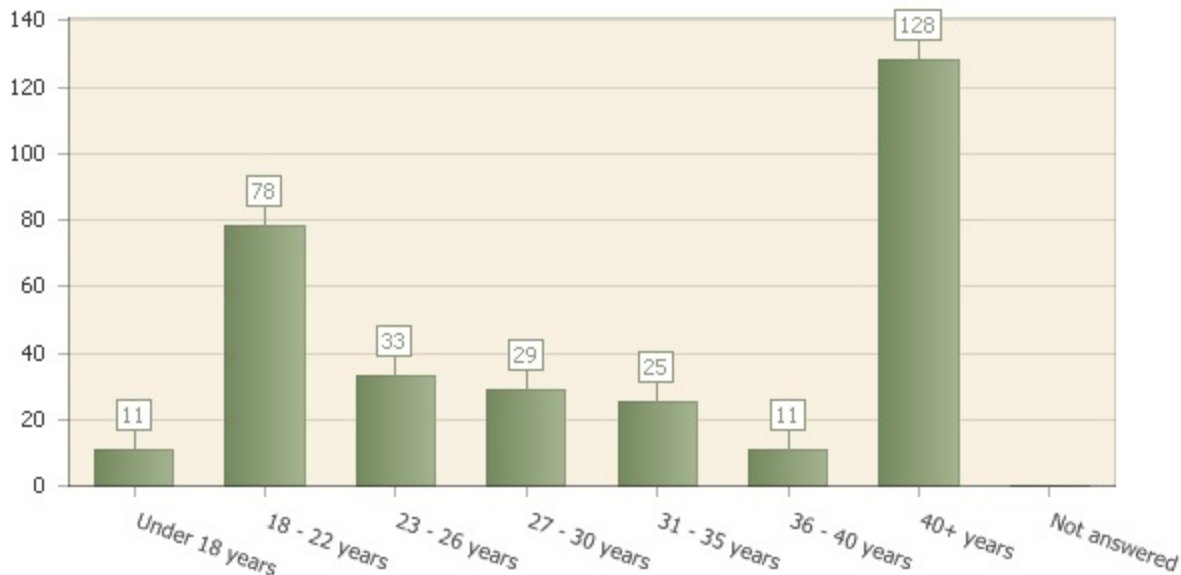
1.4. P1Q4

To which of the following age groups do you belong?

Question type: Multiple choice

Number of responses: 315

Number of respondents: 315



| Answer | Count | Percent answer |
|----------------|-------|----------------|
| Under 18 years | 11 | 3.5% |
| 18 - 22 years | 78 | 24.8% |
| 23 - 26 years | 33 | 10.5% |
| 27 - 30 years | 29 | 9.2% |
| 31 - 35 years | 25 | 7.9% |
| 36 - 40 years | 11 | 3.5% |
| 40+ years | 128 | 40.6% |
| Not answered | 0 | 0% |

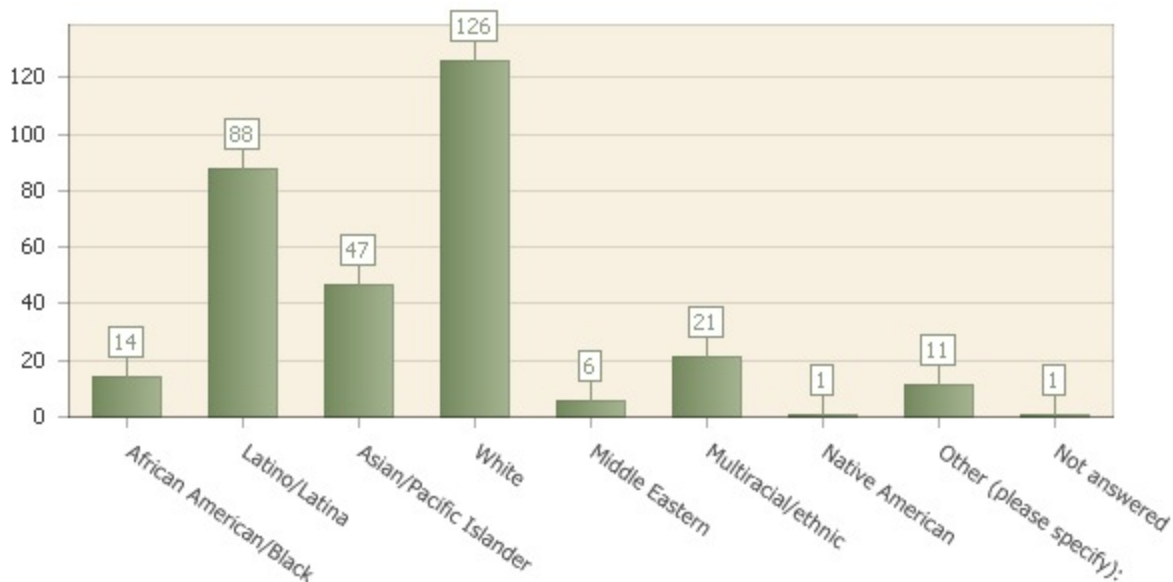
1.5. P1Q5

With which racial or ethnic group do you most commonly identify?

Question type: Multiple choice

Number of responses: 314

Number of respondents: 315



| Answer | Count | Percent answer |
|-------------------------|-------|----------------|
| African American/Black | 14 | 4.4% |
| Latino/Latina | 88 | 27.9% |
| Asian/Pacific Islander | 47 | 14.9% |
| White | 126 | 40.0% |
| Middle Eastern | 6 | 1.9% |
| Multiracial/ethnic | 21 | 6.7% |
| Native American | 1 | 0.3% |
| Other (please specify): | 11 | 3.5% |
| Not answered | 1 | 0.3% |

Textual answers

| Date | Respondent | Answer |
|-------------|-------------------|--|
| 10/26/2013 | Anonymous | Black & Latina |
| 10/30/2013 | Anonymous | Indian |
| 10/30/2013 | Anonymous | european |
| 11/4/2013 | Anonymous | all depending on the persons personality |
| 11/5/2013 | Anonymous | Mexican |
| 11/5/2013 | Anonymous | half african american half white |
| 11/6/2013 | Anonymous | human |
| 11/8/2013 | Anonymous | no |
| 11/8/2013 | Anonymous | Ukrainian |
| 11/21/2013 | Anonymous | decline to state |
| 11/25/2013 | Anonymous | Indian |

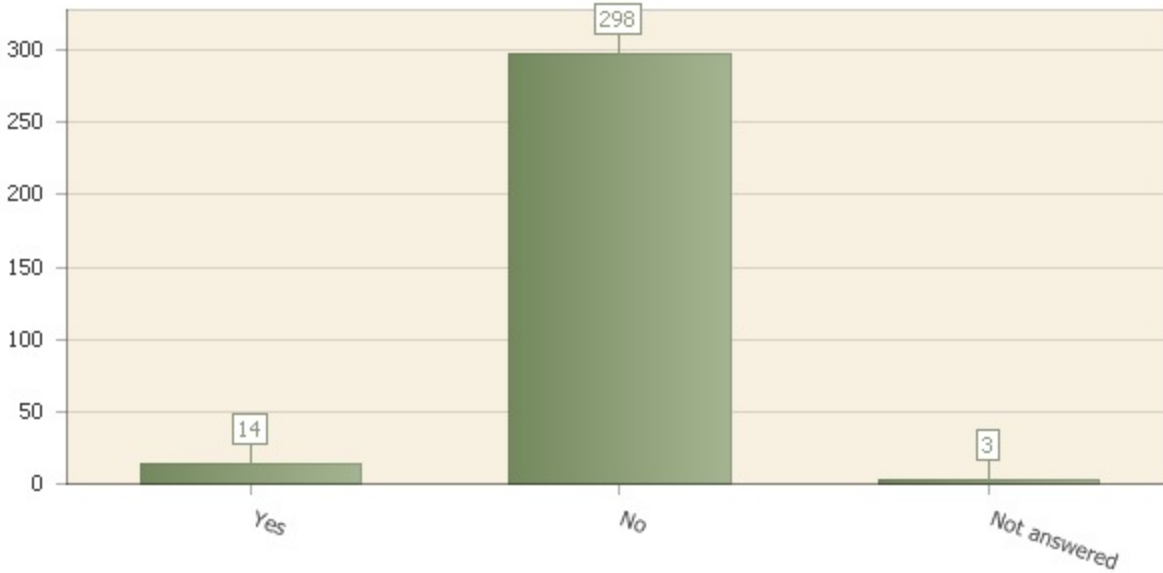
1.6. P1Q6

Are you an international student?

Question type: Multiple choice

Number of responses: 312

Number of respondents: 315



| Answer | Count | Percent answer |
|--------------|-------|----------------|
| Yes | 14 | 4.4% |
| No | 298 | 94.6% |
| Not answered | 3 | 1.0% |

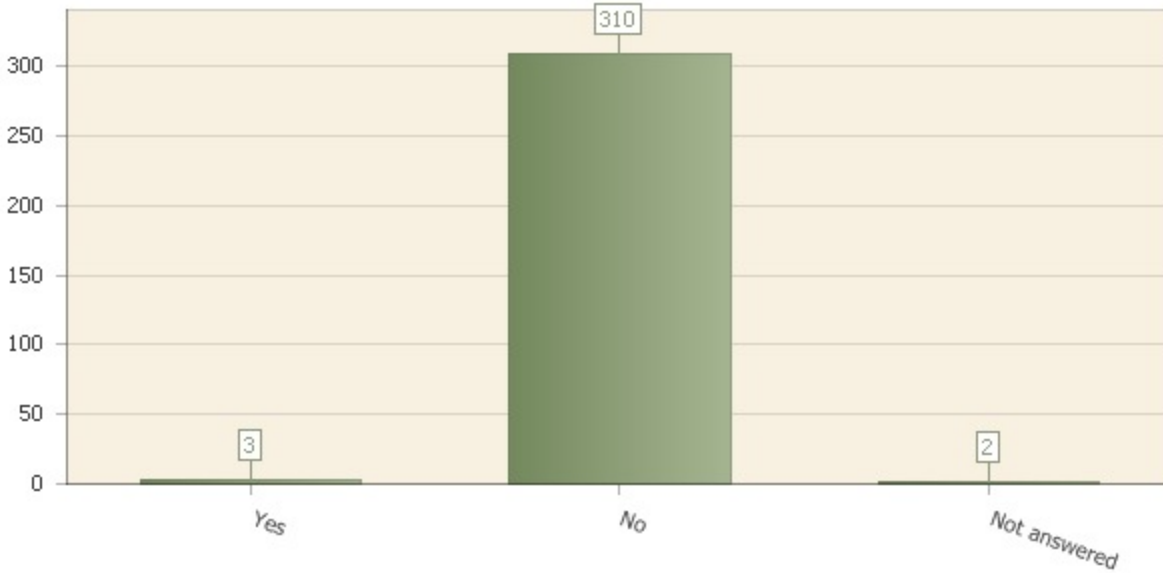
1.7. P1Q7

Are you a veteran of the armed forces?

Question type: Multiple choice

Number of responses: 313

Number of respondents: 315



| Answer | Count | Percent answer |
|--------------|-------|----------------|
| Yes | 3 | 1.0% |
| No | 310 | 98.4% |
| Not answered | 2 | 0.6% |

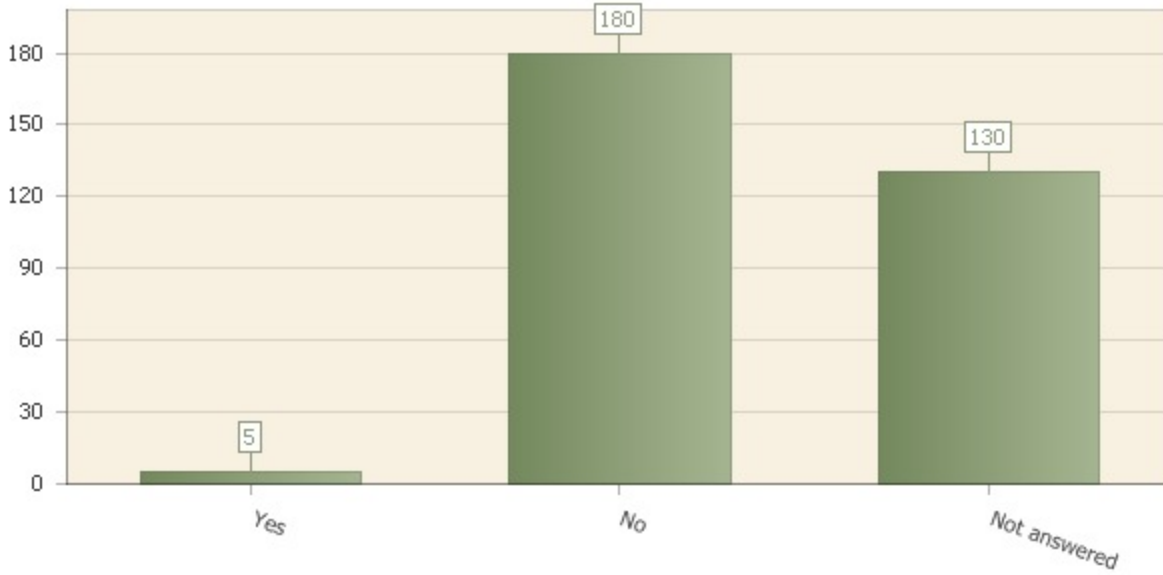
1.8. P1Q8

If your answer to Q7 is yes, are you receiving any benefits?

Question type: Multiple choice

Number of responses: 185

Number of respondents: 315



| Answer | Count | Percent answer |
|--------------|-------|----------------|
| Yes | 5 | 1.6% |
| No | 180 | 57.1% |
| Not answered | 130 | 41.3% |

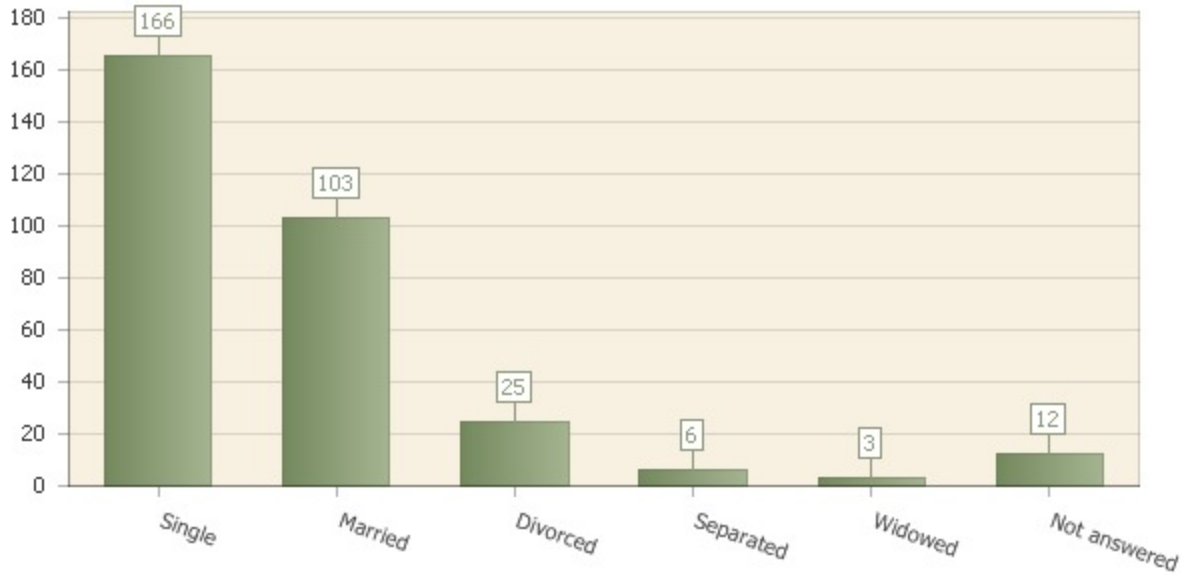
1.9. P2Q1

What is your marital status?

Question type: Multiple choice

Number of responses: 303

Number of respondents: 315



| Answer | Count | Percent answer |
|--------------|-------|----------------|
| Single | 166 | 52.7% |
| Married | 103 | 32.7% |
| Divorced | 25 | 7.9% |
| Separated | 6 | 1.9% |
| Widowed | 3 | 1.0% |
| Not answered | 12 | 3.8% |

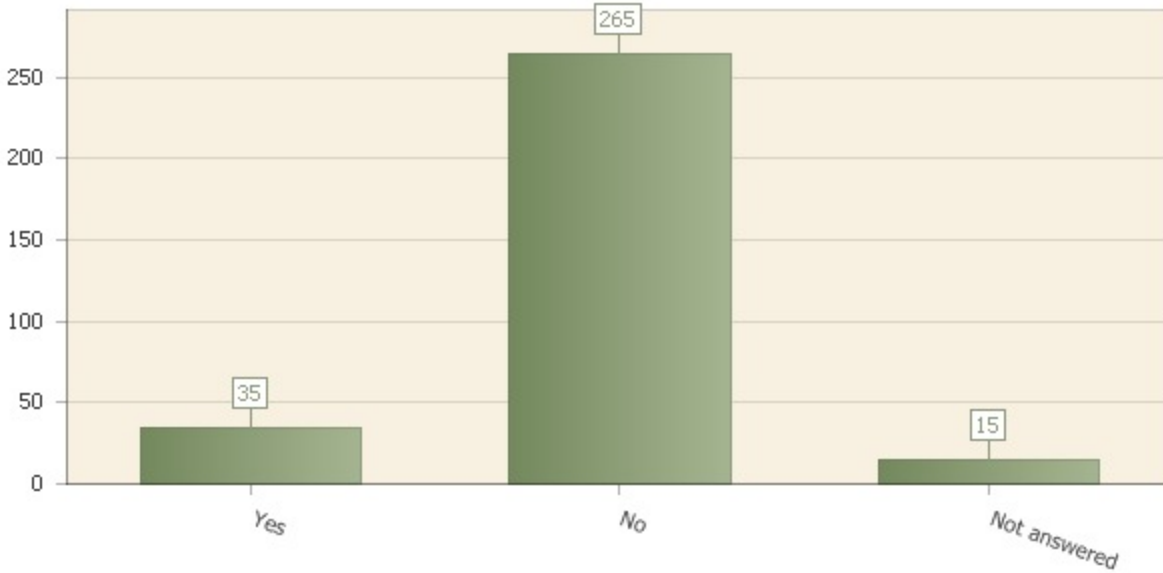
1.10. P2Q2

Are you a single parent with custody of one or more minor children?

Question type: Multiple choice

Number of responses: 300

Number of respondents: 315



| Answer | Count | Percent answer |
|--------------|-------|----------------|
| Yes | 35 | 11.1% |
| No | 265 | 84.1% |
| Not answered | 15 | 4.8% |

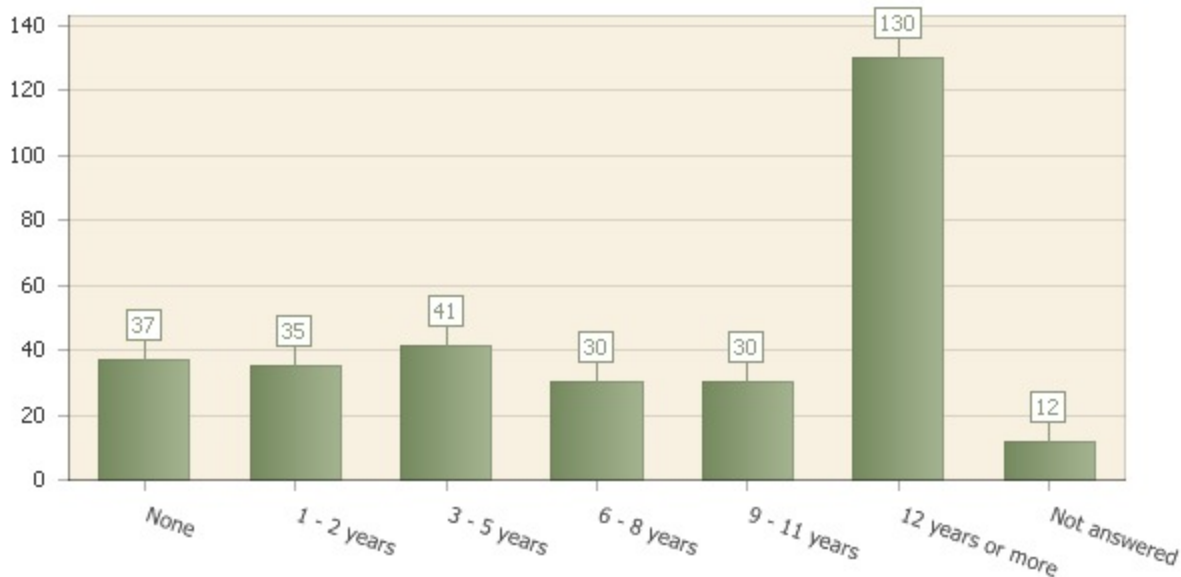
1.11. P2Q3

How many years of work experience do you have?

Question type: Multiple choice

Number of responses: 303

Number of respondents: 315



| Answer | Count | Percent answer |
|------------------|-------|----------------|
| None | 37 | 11.7% |
| 1 - 2 years | 35 | 11.1% |
| 3 - 5 years | 41 | 13.0% |
| 6 - 8 years | 30 | 9.5% |
| 9 - 11 years | 30 | 9.5% |
| 12 years or more | 130 | 41.3% |
| Not answered | 12 | 3.8% |

1.12. P2Q4

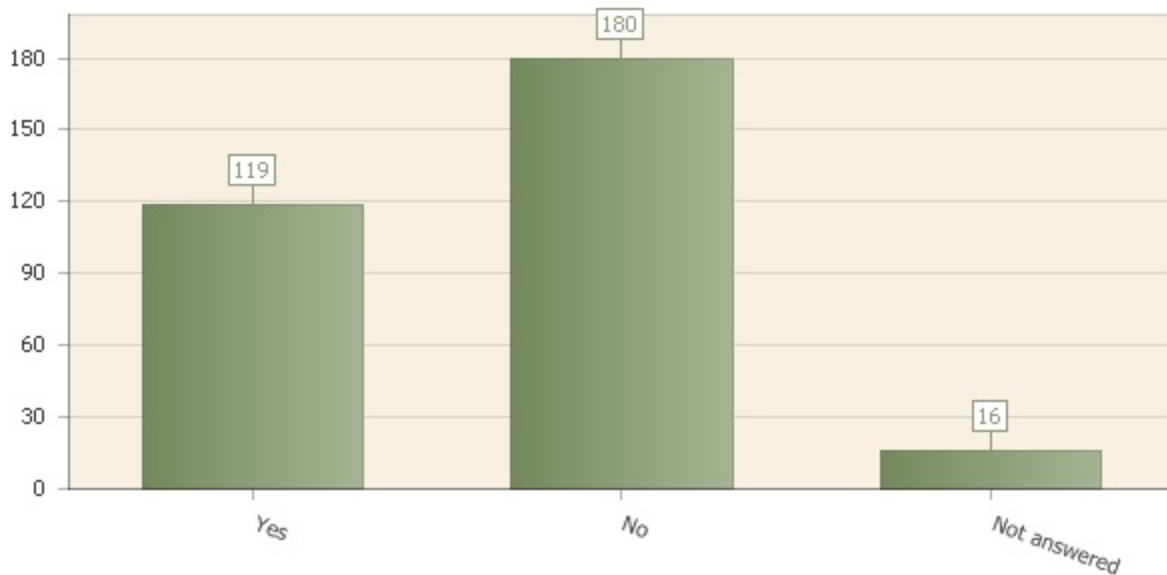
Please answer the following questions concerning employment:

Question type: Matrix & Multimatrix

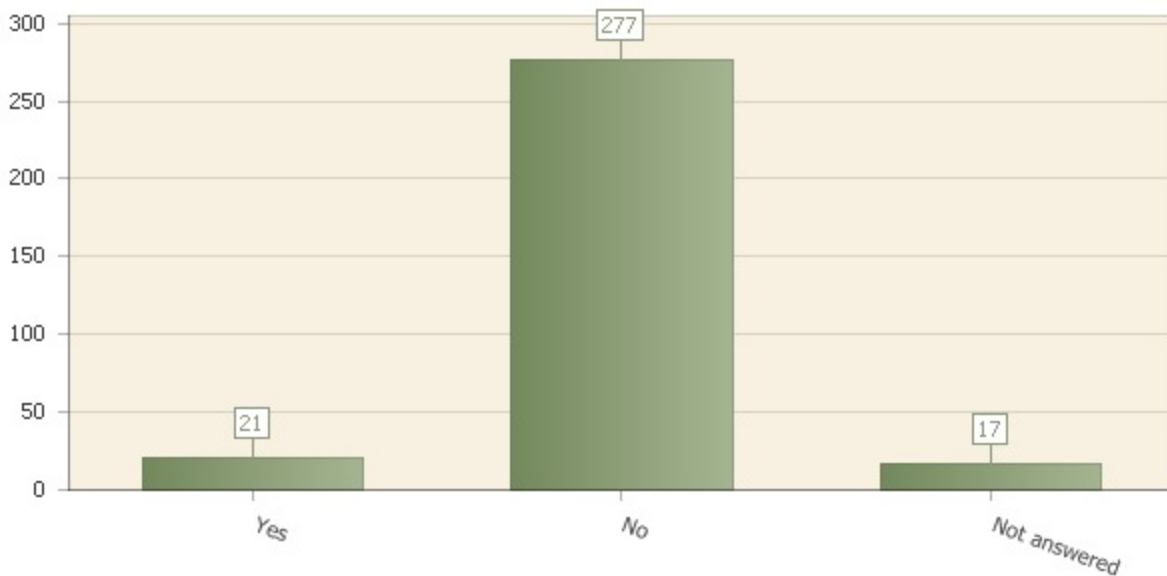
Number of responses: 304

Number of respondents: 315

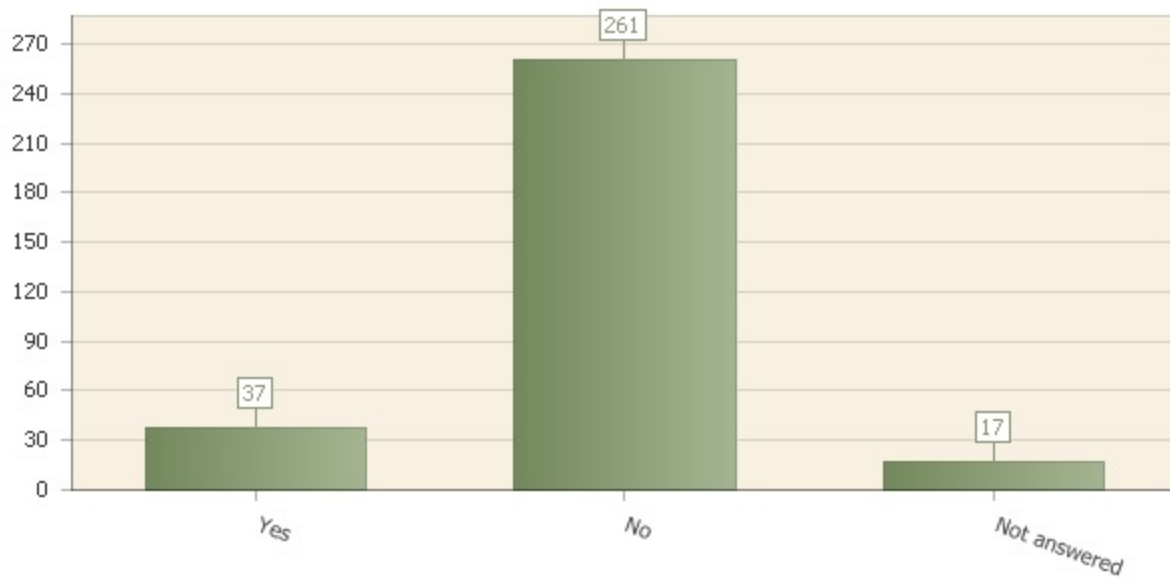
Have you spent more than one year outside of the job market in the last two years?



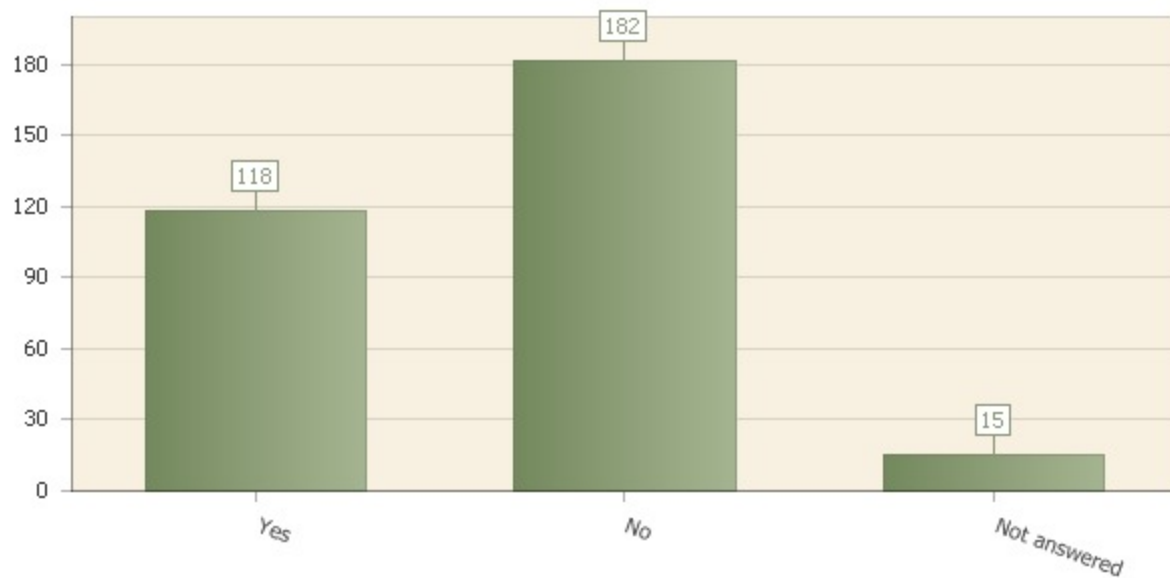
Have you been dependent on the public assistance of a relative (who is no longer able to support you)?



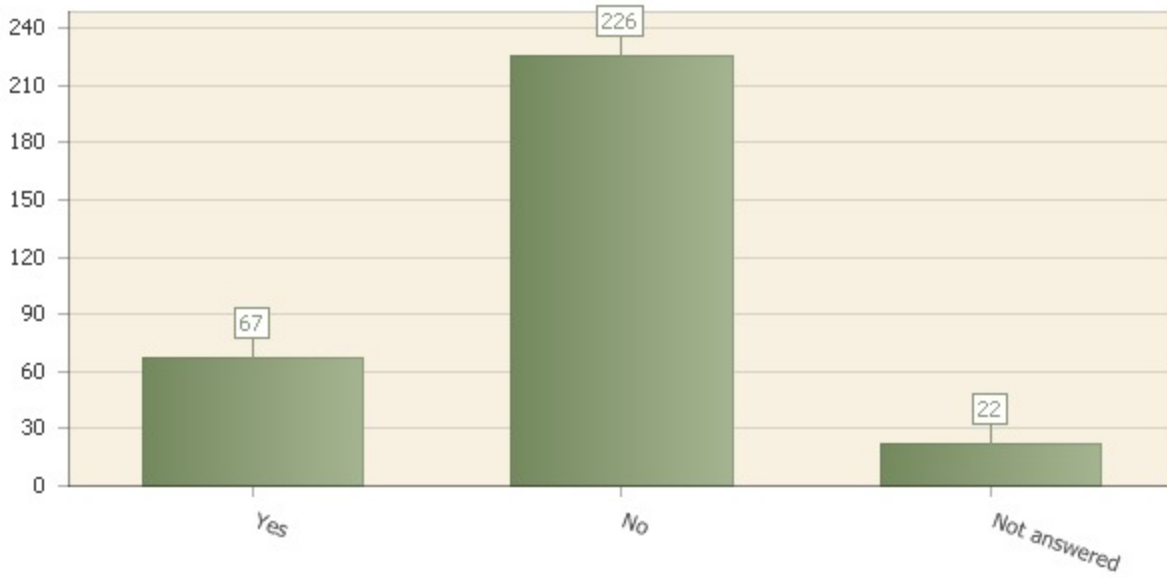
Have you been dependent on the income of a relative (who is no longer able to support you)?



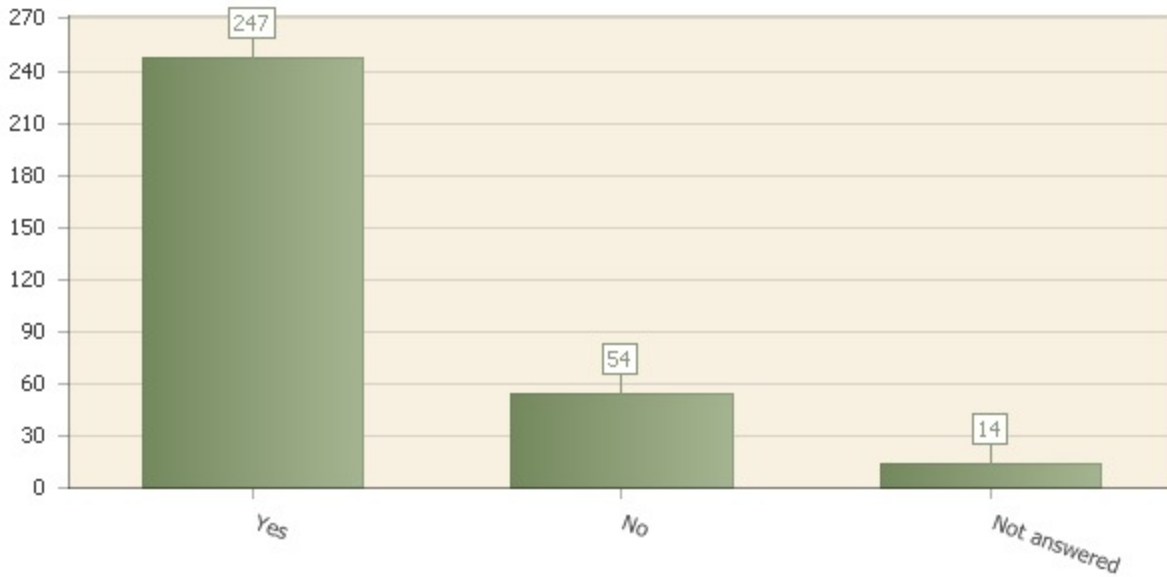
Are you unemployed?



Are you underemployed (working at a job/position that is less than your training or past employment level)?



Are you attending college to develop job skills?



| Matrix row | Not answered | Yes | No |
|---|---------------------|-------------|-------------|
| Have you spent more than one year outside of the job market in the last two years? | 16 (5.1%) | 119 (37.8%) | 180 (57.1%) |
| Have you been dependent on the public assistance of a relative (who is no longer able to support you)? | 17 (5.4%) | 21 (6.7%) | 277 (87.9%) |
| Have you been dependent on the income of a relative (who is no longer able to support you)? | 17 (5.4%) | 37 (11.7%) | 261 (82.9%) |
| Are you unemployed? | 15 (4.8%) | 118 (37.5%) | 182 (57.8%) |
| Are you underemployed (working at a job/position that is less than your training or past employment level)? | 22 (7.0%) | 67 (21.3%) | 226 (71.7%) |
| Are you attending college to develop job skills? | 14 (4.4%) | 247 (78.4%) | 54 (17.1%) |

1.13. P2Q5

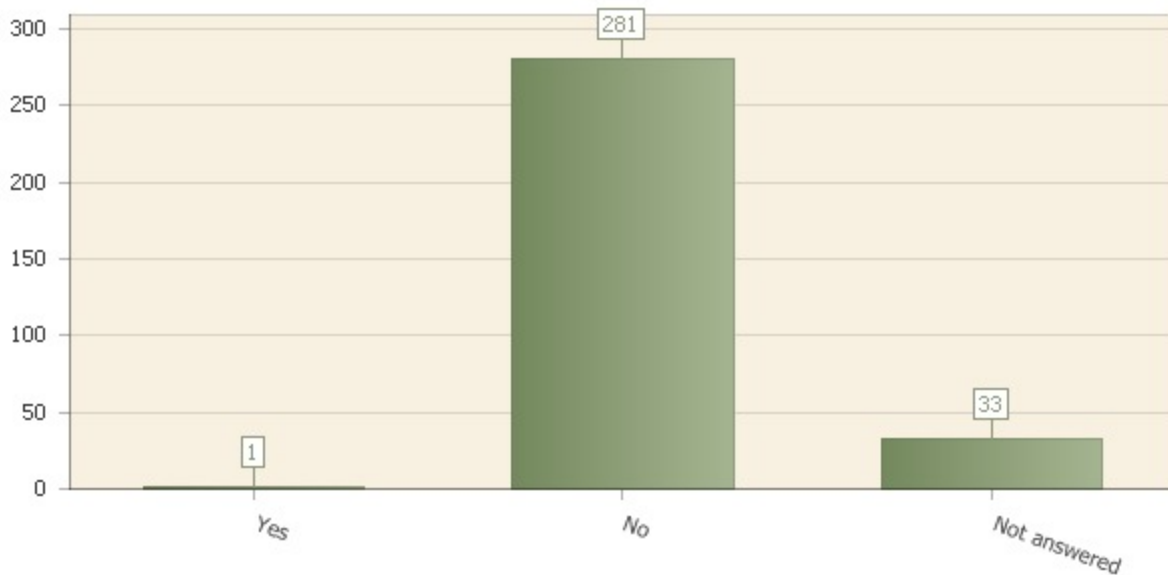
Are you currently receiving economic assistance from any of the following?

Question type: Matrix & Multimatrix

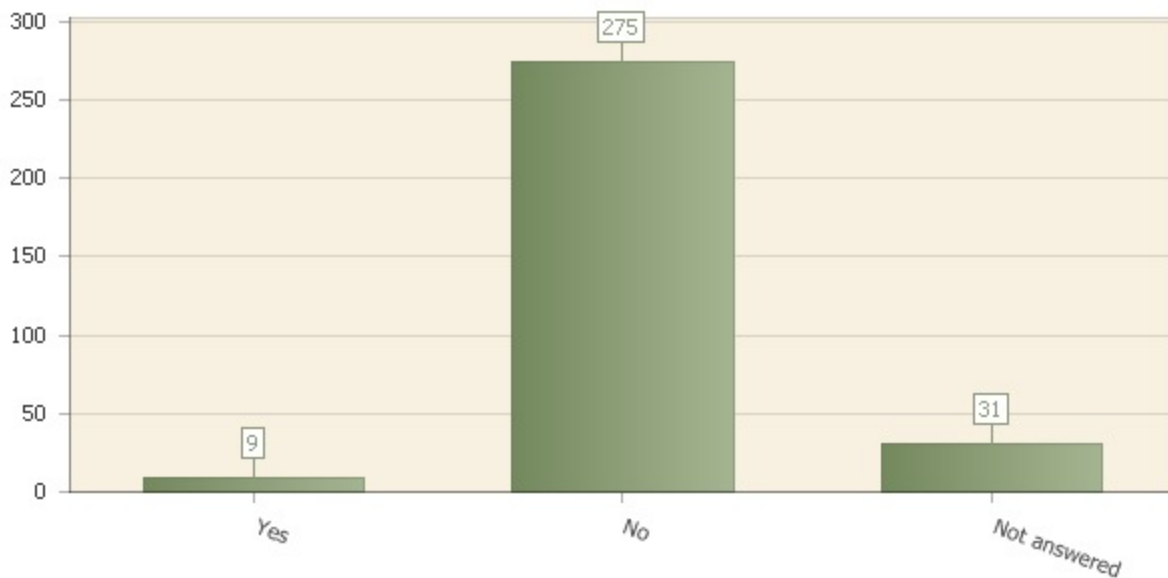
Number of responses: 298

Number of respondents: 315

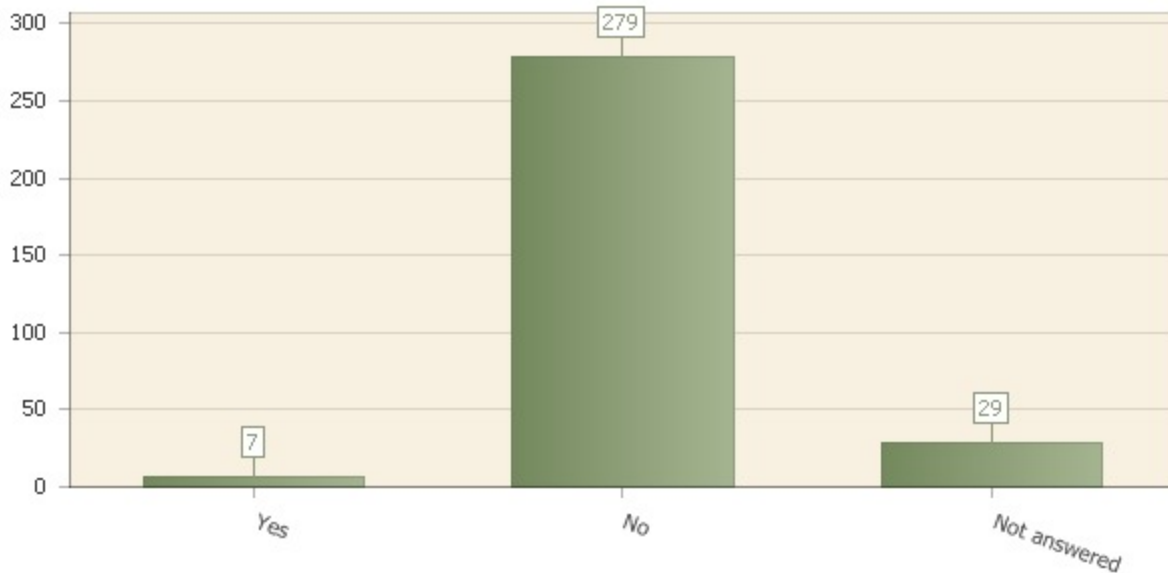
Workforce Investment Act



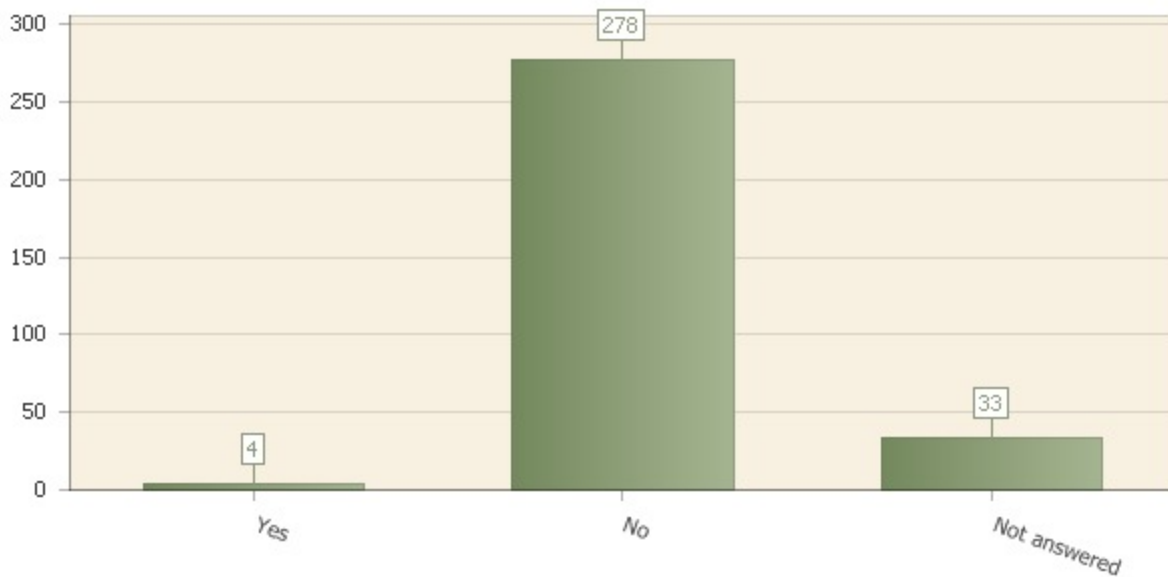
TANF/CalWORKS



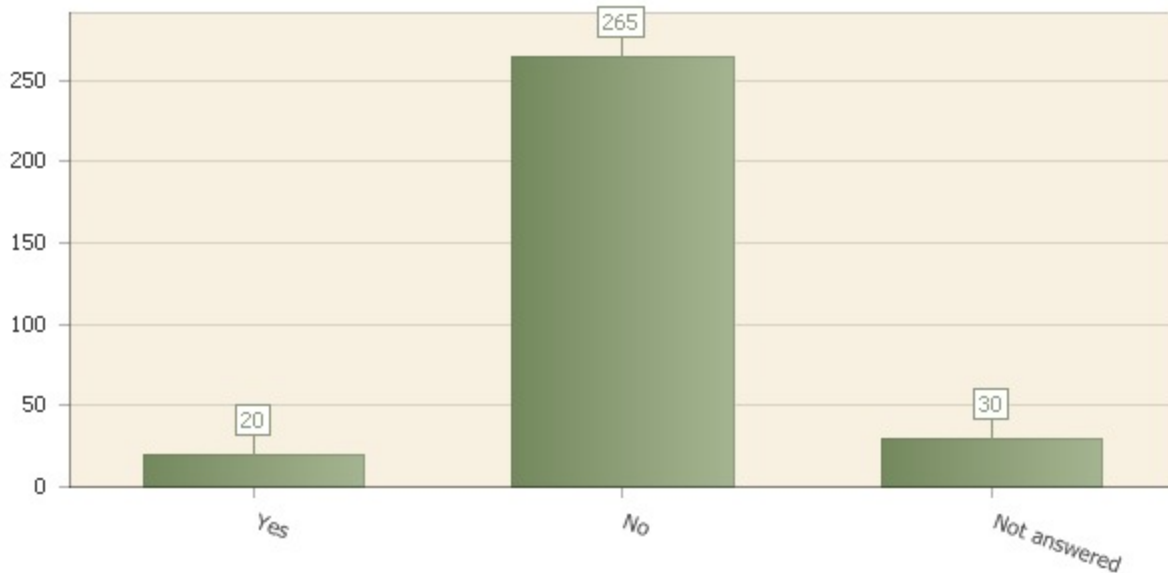
Supplemental Security Income (SSI)



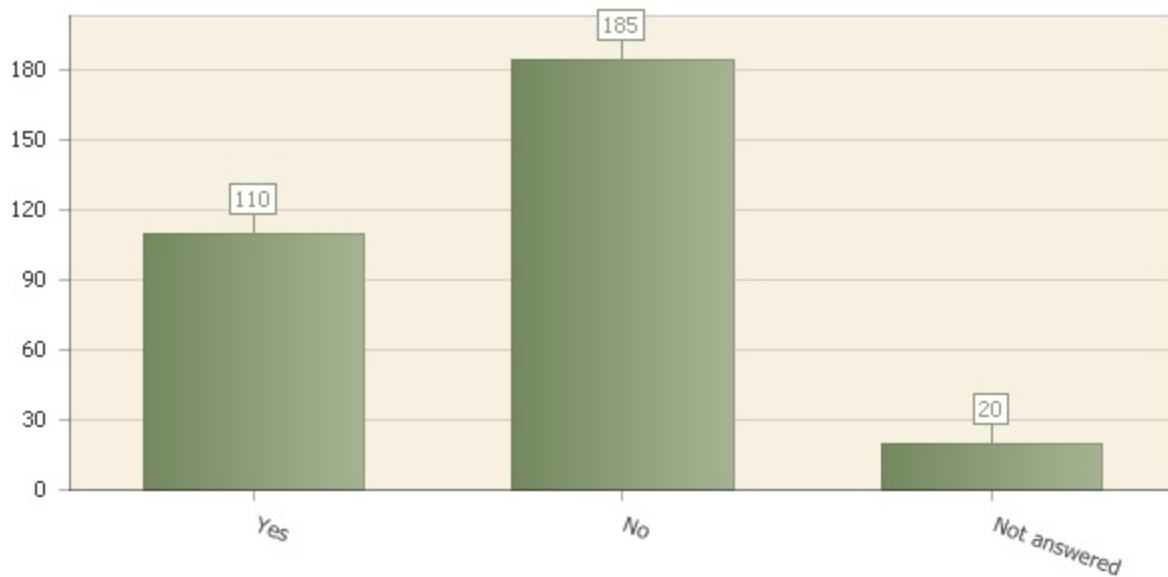
General Assitance (GA)



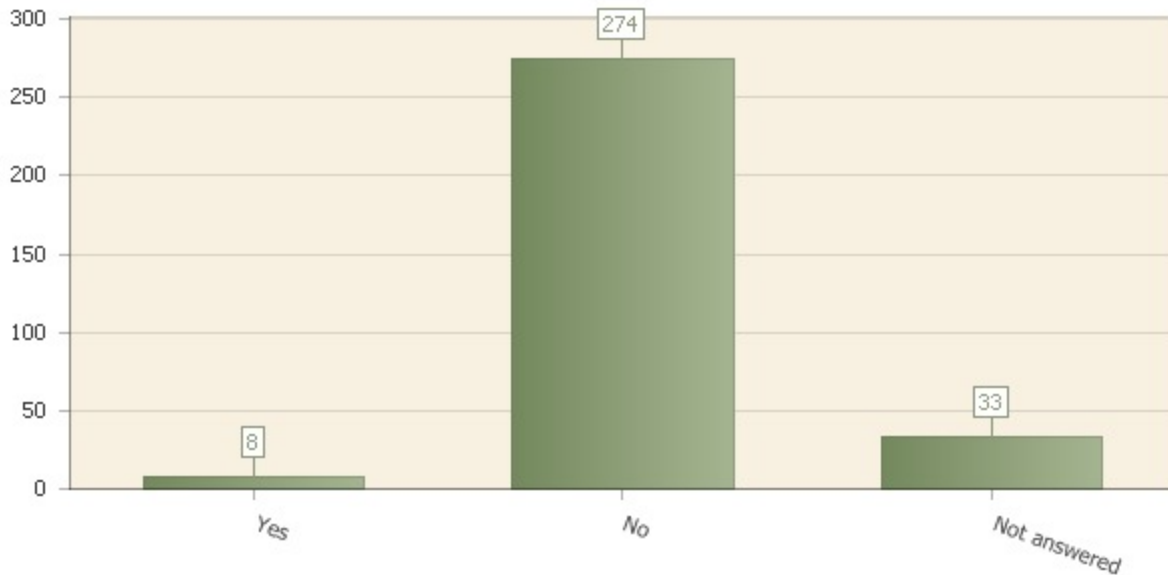
Extended Opportunity Program & Services (EOPS)



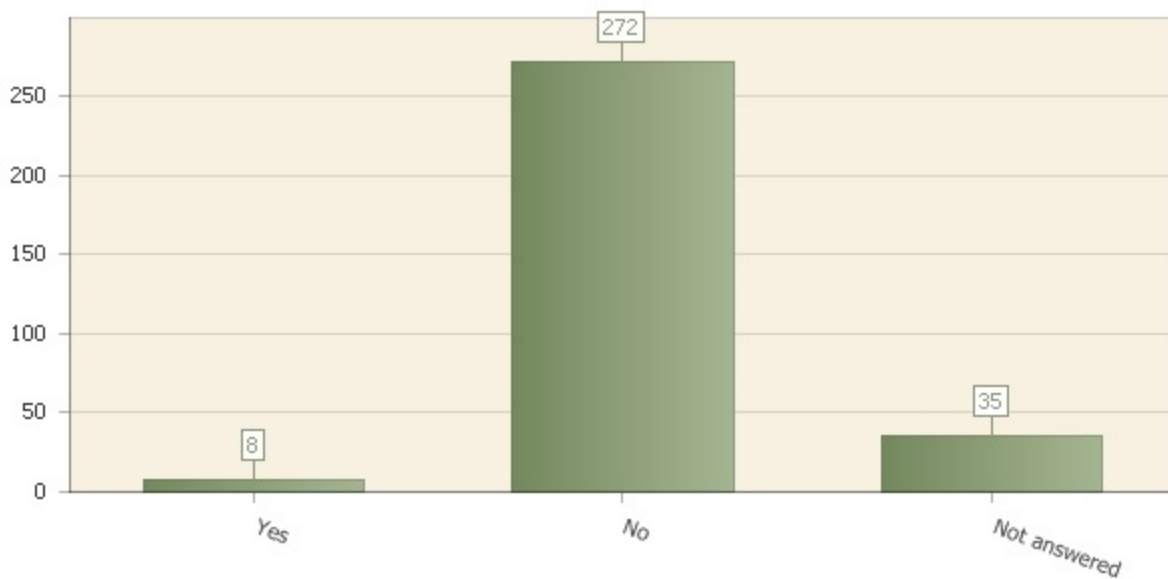
Financial Aid (Pell Grant, BOGG or other)



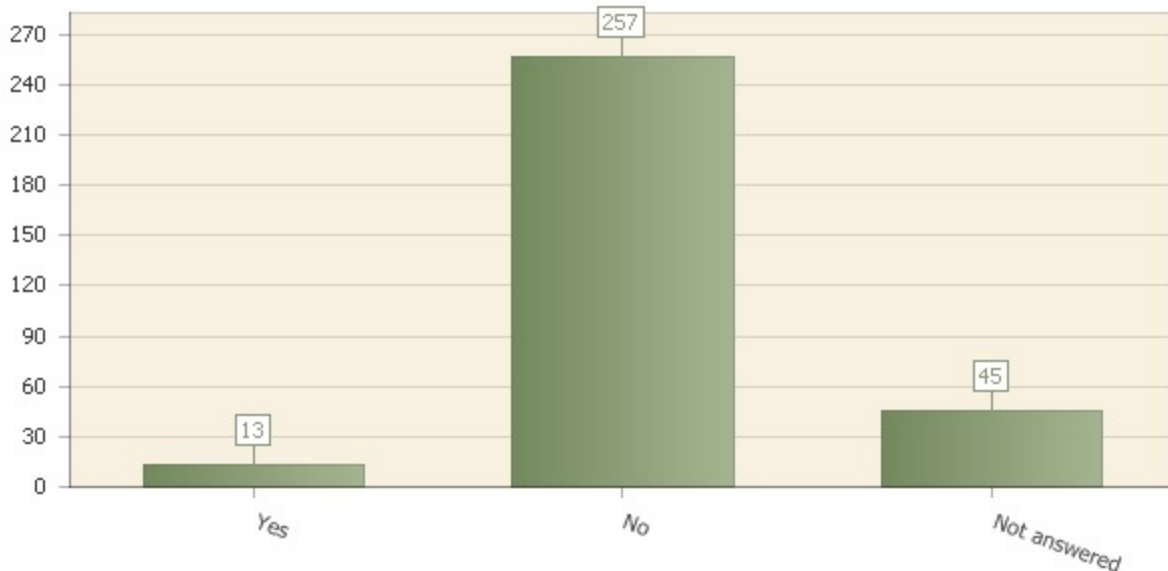
Section 8 Housing Assistance



Department of Rehabilitation



Other froms of economic public assistance



| Matrix row | Not answered | Yes | No |
|--|--------------|-------------|-------------|
| Workforce Investment Act | 33 (10.5%) | 1 (0.3%) | 281 (89.2%) |
| TANF/CalWORKS | 31 (9.8%) | 9 (2.9%) | 275 (87.3%) |
| Supplemental Security Income (SSI) | 29 (9.2%) | 7 (2.2%) | 279 (88.6%) |
| General Assitance (GA) | 33 (10.5%) | 4 (1.3%) | 278 (88.3%) |
| Extended Opportunity Program & Services (EOPS) | 30 (9.5%) | 20 (6.3%) | 265 (84.1%) |
| Financial Aid (Pell Grant, BOGG or other) | 20 (6.3%) | 110 (34.9%) | 185 (58.7%) |
| Section 8 Housing Assistance | 33 (10.5%) | 8 (2.5%) | 274 (87.0%) |
| Department of Rehabilitation | 35 (11.1%) | 8 (2.5%) | 272 (86.3%) |
| Other froms of economic public assistance | 45 (14.3%) | 13 (4.1%) | 257 (81.6%) |

Comments

| Date | Respondent | Answer |
|------------|------------|--|
| 10/30/2013 | Anonymous | I was in the Peace Corps whilst brain-injured, so I receive money from the federal government. |
| 10/30/2013 | Anonymous | Foodstamp |
| 10/30/2013 | Anonymous | WIC for my daughter |
| 10/30/2013 | Anonymous | snap |
| 10/30/2013 | Anonymous | Dream Act Application |
| 10/30/2013 | Anonymous | child support |
| 10/30/2013 | Anonymous | WIC |
| 10/30/2013 | Anonymous | I am a Financial Aid Student Assistant at Cañada, FWS. (Federal Work Study)This is why I put I am not unemployed, however, I am actively seeking a job in my career of choice. |
| 10/30/2013 | Anonymous | Dream Act |
| 11/4/2013 | Anonymous | I get food stamps |
| 11/4/2013 | Anonymous | Receipient of HIP Housing |
| 11/4/2013 | Anonymous | Student Loan |
| 11/5/2013 | Anonymous | Waive |
| 11/5/2013 | Anonymous | food stamps |
| 11/7/2013 | Anonymous | Living on my savings that will run out pretty soon. Thinking that Canada College in particular which has this wonderful program will come to my rescue for a better oppotunity in the workforce. |
| 11/8/2013 | Anonymous | very private qestions |
| 11/18/2013 | Anonymous | Fashion Department Scholarship |
| 11/20/2013 | Anonymous | I was brain injured whilst serving in the Peace Corps, so I receive money from the government every month for basic living expenses. |
| 11/20/2013 | Anonymous | ebt |
| 11/21/2013 | Anonymous | pending disability |

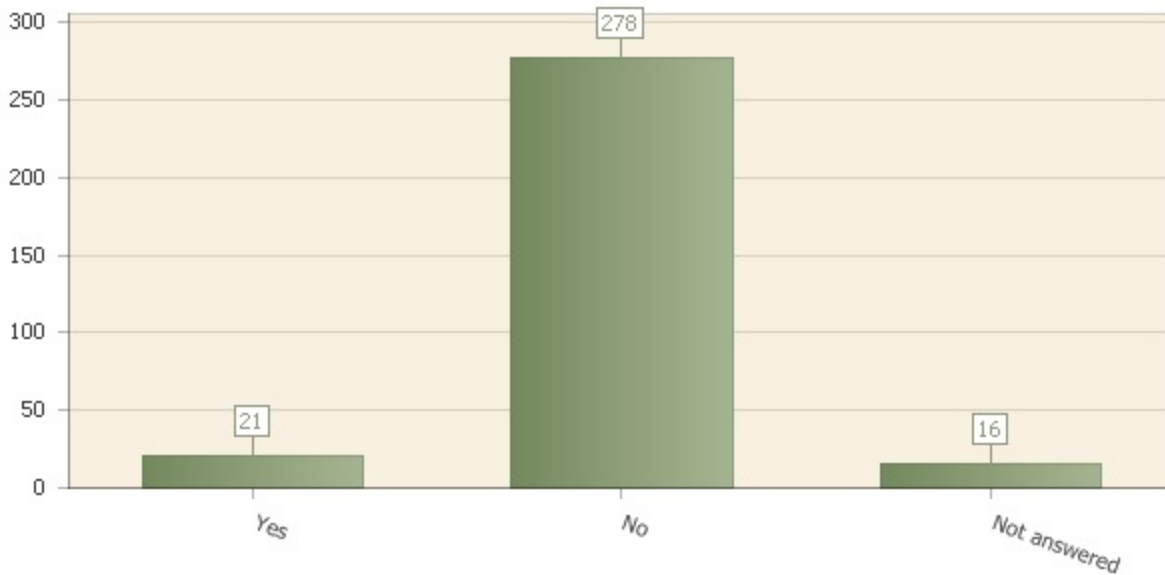
1.14. P3Q1

Are you currently receiving assistance from Disabled Students Programs & Services (DSPS) program on campus?

Question type: Multiple choice

Number of responses: 299

Number of respondents: 315



| Answer | Count | Percent answer |
|--------------|-------|----------------|
| Yes | 21 | 6.7% |
| No | 278 | 88.3% |
| Not answered | 16 | 5.1% |

1.15. P3Q2

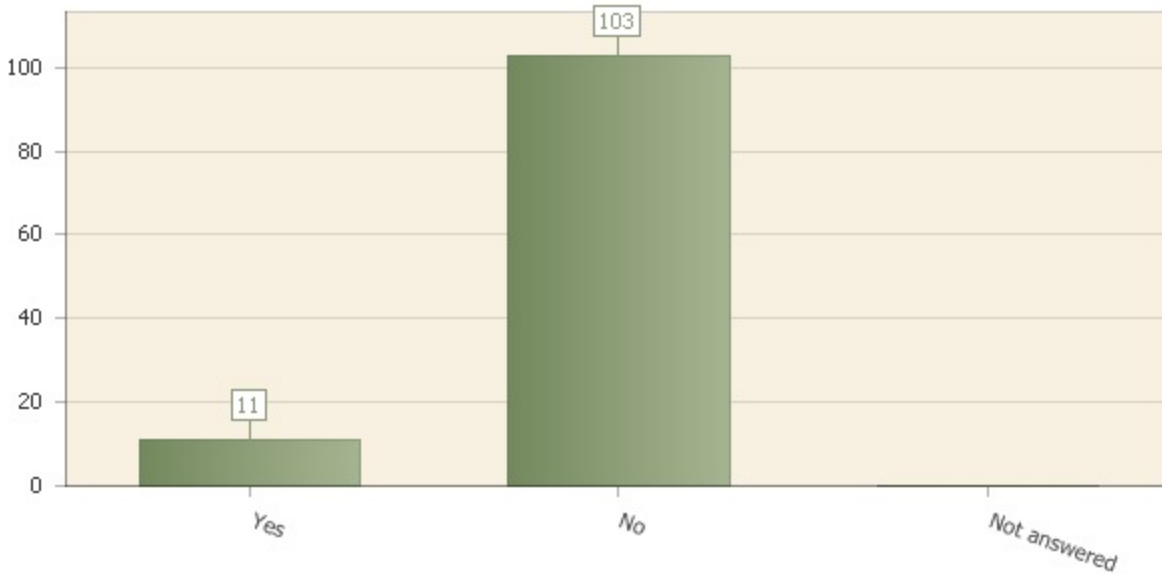
If you're answer to Q1 is no, do you require assistance from Disabled Students Programs & Services (DSPS)?

Question type: Multiple choice

Number of responses: 288

Number of 'not applicable': 174

Number of respondents: 315



| Answer | Count | Percent answer |
|--------------|-------|----------------|
| Yes | 11 | 7.8% |
| No | 103 | 73.0% |
| Not answered | 0 | 0% |

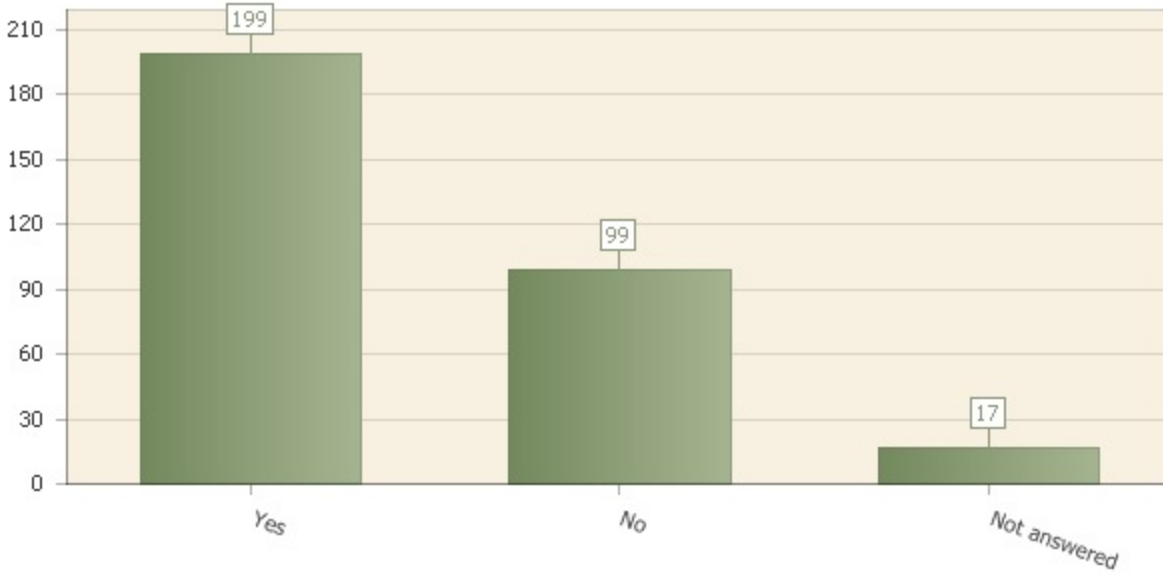
1.16. P3Q3

Is English your first language?

Question type: Multiple choice

Number of responses: 298

Number of respondents: 315



| Answer | Count | Percent answer |
|--------------|-------|----------------|
| Yes | 199 | 63.2% |
| No | 99 | 31.4% |
| Not answered | 17 | 5.4% |

1.17. P3Q4

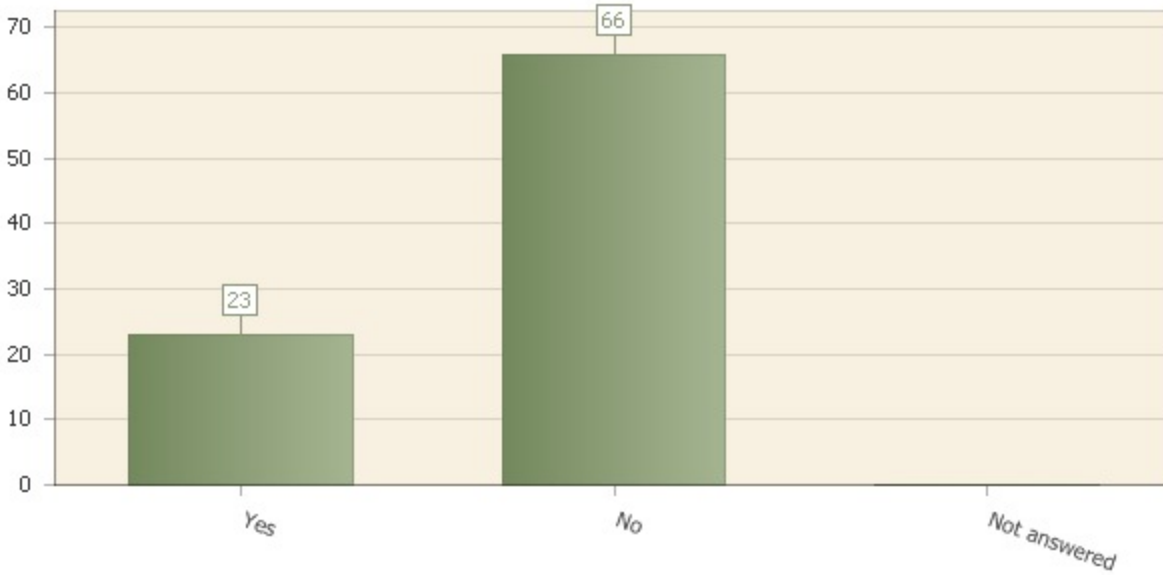
If your answer to Q3 is no, are you receiving assistance in English?

Question type: Multiple choice

Number of responses: 281

Number of 'not applicable': 192

Number of respondents: 315



| Answer | Count | Percent answer |
|--------------|-------|----------------|
| Yes | 23 | 18.7% |
| No | 66 | 53.7% |
| Not answered | 0 | 0% |

1.18. P3Q5

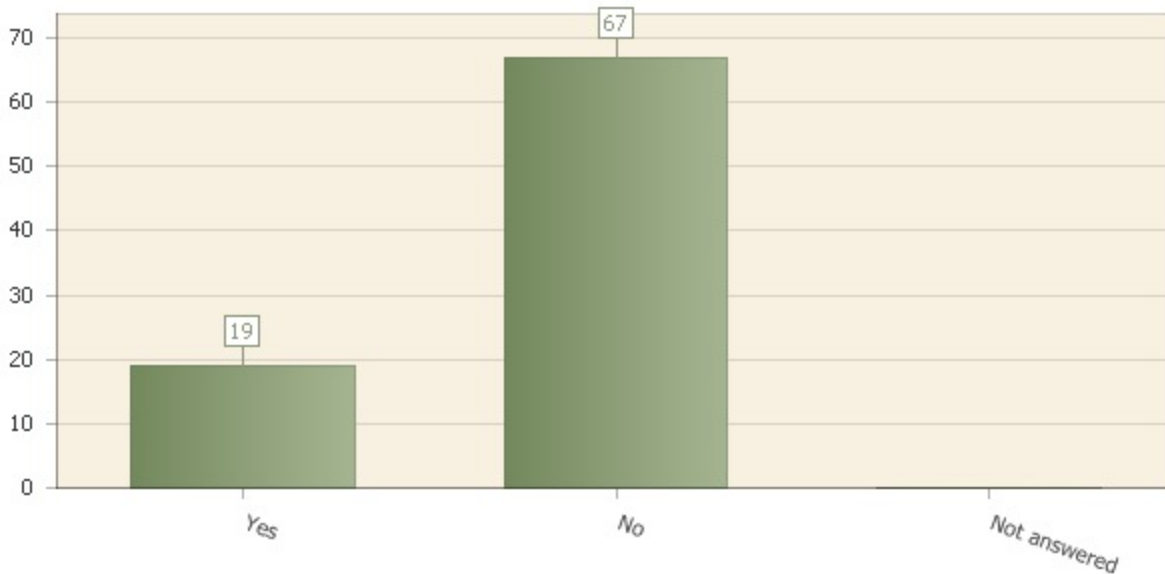
If your answer to Q4 is no, would you like to receive assistance in English?

Question type: Multiple choice

Number of responses: 276

Number of 'not applicable': 190

Number of respondents: 315



| Answer | Count | Percent answer |
|--------------|-------|----------------|
| Yes | 19 | 15.2% |
| No | 67 | 53.6% |
| Not answered | 0 | 0% |

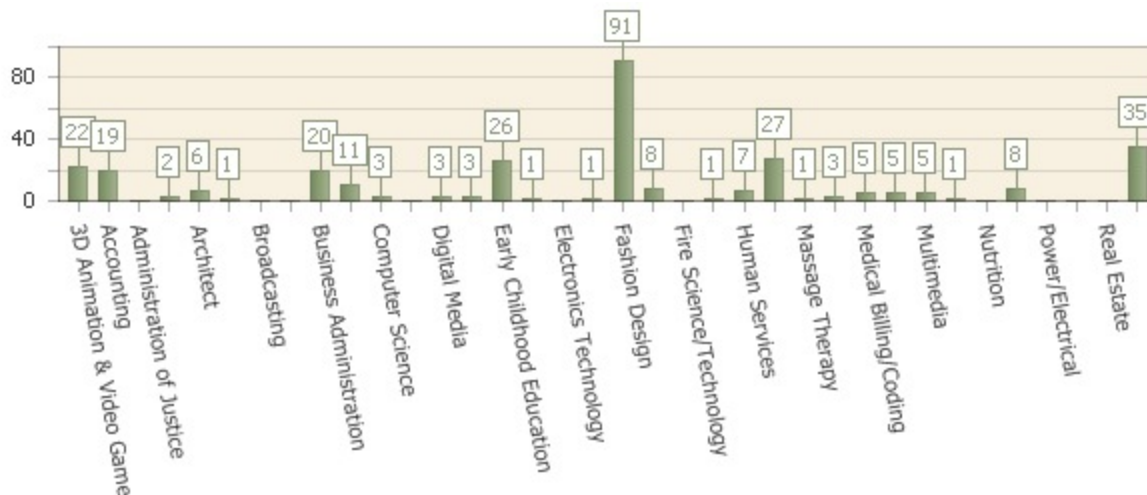
1.19. P4Q1

What is the career technical education (vocational) program in which you are enrolled?

Question type: Multiple choice

Number of responses: 280

Number of respondents: 315



| Answer | Count | Percent answer |
|-------------------------------------|-------|----------------|
| 3D Animation & Video Game | 22 | 7.0% |
| Accounting | 19 | 6.0% |
| Administration of Justice | 0 | 0% |
| Administrative | 2 | 0.6% |
| Architect | 6 | 1.9% |
| Automotive | 1 | 0.3% |
| Broadcasting | 0 | 0% |
| Building Technology | 0 | 0% |
| Business Administration | 20 | 6.3% |
| Computer Business Office Technology | 11 | 3.5% |
| Computer Science | 3 | 1.0% |
| Cosmetology | 0 | 0% |
| Digital Media | 3 | 1.0% |
| Drafting | 3 | 1.0% |

| | | |
|----------------------------------|----|-------|
| Early Childhood Education | 26 | 8.3% |
| Electrical Power | 1 | 0.3% |
| Electronics Technology | 0 | 0% |
| Engineering | 1 | 0.3% |
| Fashion Design | 91 | 28.9% |
| Fashion Merchandising | 8 | 2.5% |
| Fire Science/Technology | 0 | 0% |
| Fitness Professional | 1 | 0.3% |
| Human Services | 7 | 2.2% |
| Interior Design | 27 | 8.6% |
| Massage Therapy | 1 | 0.3% |
| Medical Administrative Assistant | 3 | 1.0% |
| Medical Billing/Coding | 5 | 1.6% |
| Medical Assisting | 5 | 1.6% |
| Multimedia | 5 | 1.6% |
| Nursing | 1 | 0.3% |
| Nutrition | 0 | 0% |
| Paralegal | 8 | 2.5% |
| Power/Electrical | 0 | 0% |
| Radiologic Technology | 0 | 0% |
| Real Estate | 0 | 0% |
| Not answered | 35 | 11.1% |

1.20. P4Q2

If you are enrolled in another program, please specify it here:

Question type: Open ended

Number of responses: 35

Number of respondents: 315

Not answered: 280

| Date | Respondent | Answer |
|------------|------------|---|
| 10/23/2013 | Anonymous | Early Child Education |
| 10/30/2013 | Anonymous | Fashion Design |
| 10/30/2013 | Anonymous | Accounting |
| 10/30/2013 | Anonymous | middle college |
| 10/30/2013 | Anonymous | Business Administration |
| 10/30/2013 | Anonymous | Buisness admisstration |
| 10/30/2013 | Anonymous | Green sustainable |
| 10/31/2013 | Anonymous | Fulfilling Prereqs for a masters degree |
| 10/31/2013 | Anonymous | human services |
| 11/4/2013 | Anonymous | no |
| 11/4/2013 | Anonymous | CBOT |
| 11/4/2013 | Anonymous | Communcations Studies |
| 11/4/2013 | Anonymous | Accounting |
| 11/4/2013 | Anonymous | Cullinary Program |
| 11/4/2013 | Anonymous | Accounting |
| 11/4/2013 | Anonymous | Accounting |
| 11/4/2013 | Anonymous | Accounting |
| 11/5/2013 | Anonymous | Human Services |
| 11/5/2013 | Anonymous | Spanish |
| 11/5/2013 | Anonymous | ESL Certification |
| 11/5/2013 | Anonymous | i need a pass certificate |
| 11/5/2013 | Anonymous | ESL |
| 11/5/2013 | Anonymous | ESL PROGRAM AND FITNESS |
| 11/5/2013 | Anonymous | no |

| | | |
|------------|-----------|---------------------------|
| 11/7/2013 | Anonymous | Medical Billing ad coding |
| 11/19/2013 | Anonymous | English |
| 11/19/2013 | Anonymous | Interior Design |
| 11/19/2013 | Anonymous | CBOT |
| 11/20/2013 | Anonymous | ESL |
| 11/21/2013 | Anonymous | honors program |
| 11/21/2013 | Anonymous | NA |
| 11/21/2013 | Anonymous | Fashion Merchandising |
| 11/21/2013 | Anonymous | business admin |
| 11/23/2013 | Anonymous | english |
| 11/24/2013 | Anonymous | Geography |

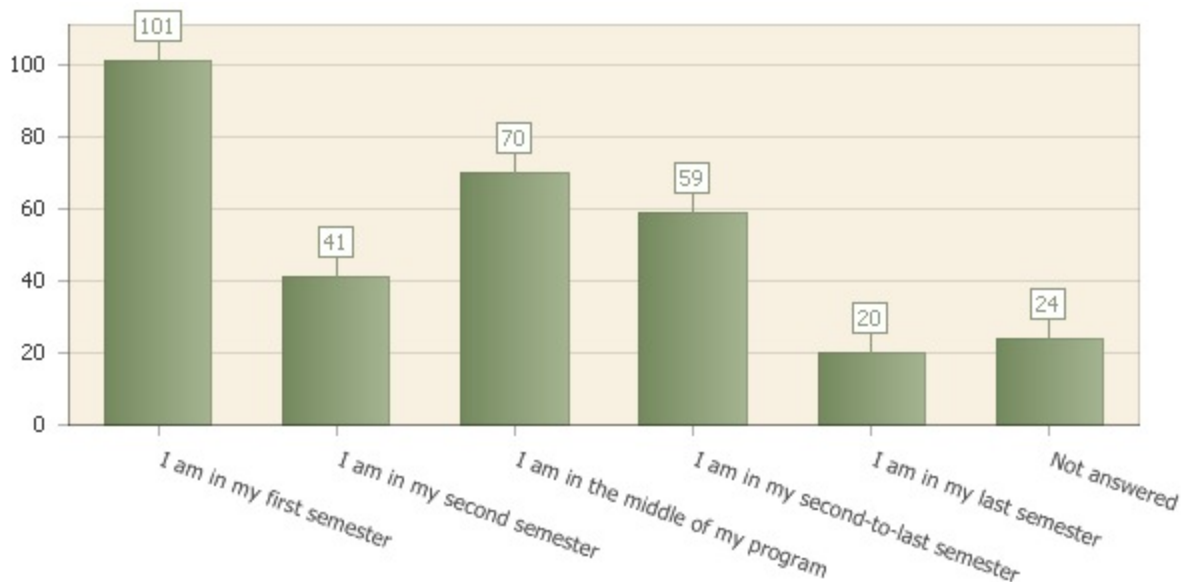
1.21. P4Q3

How far along are you in your program?

Question type: Multiple choice

Number of responses: 291

Number of respondents: 315



| Answer | Count | Percent answer |
|------------------------------------|-------|----------------|
| I am in my first semester | 101 | 32.1% |
| I am in my second semester | 41 | 13.0% |
| I am in the middle of my program | 70 | 22.2% |
| I am in my second-to-last semester | 59 | 18.7% |
| I am in my last semester | 20 | 6.3% |
| Not answered | 24 | 7.6% |

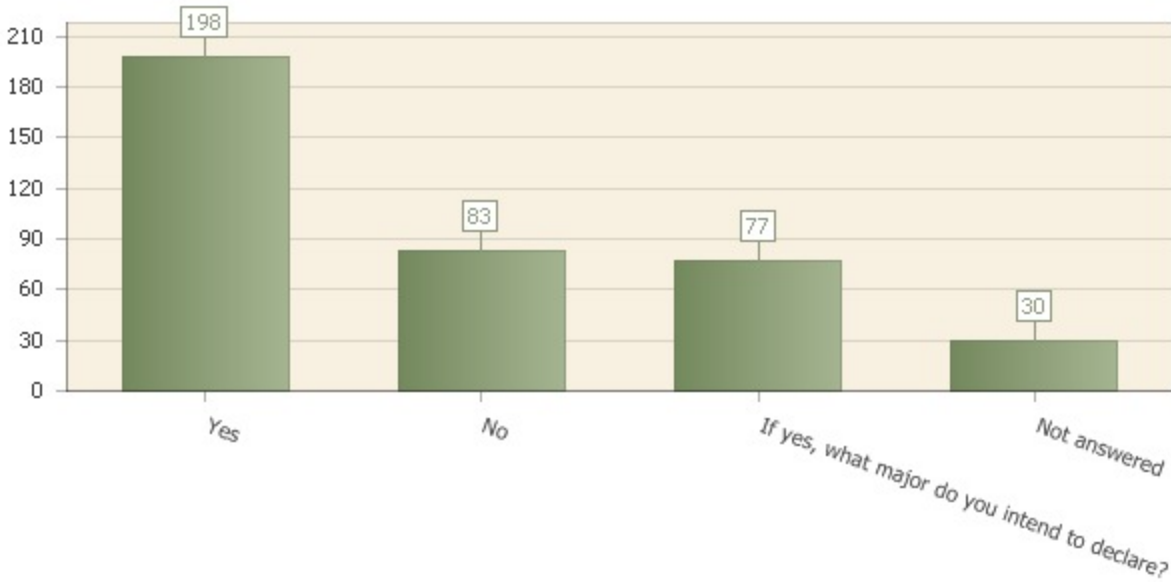
1.22. P4Q4

Do you intend to declare a major within this program?

Question type: Multiple choice

Number of responses: 285

Number of respondents: 315



| Answer | Count | Percent answer |
|--|-------|----------------|
| Yes | 198 | 62.9% |
| No | 83 | 26.3% |
| If yes, what major do you intend to declare? | 77 | 24.4% |
| Not answered | 30 | 9.5% |

Textual answers

| Date | Respondent | Answer |
|------------|------------|--|
| 10/27/2013 | Anonymous | Early childhood education |
| 10/30/2013 | Anonymous | Certificate: Medical Office Assisting and AS degree: Medical Assisting |
| 10/30/2013 | Anonymous | fashion design |
| 10/30/2013 | Anonymous | Kitchen & bath |
| 10/30/2013 | Anonymous | fashion design |
| 10/30/2013 | Anonymous | Early childhood education |
| 10/30/2013 | Anonymous | Business Administration/Accounting |
| 10/30/2013 | Anonymous | Medical billing |

| | | |
|------------|-----------|---|
| 10/30/2013 | Anonymous | business admin |
| 10/30/2013 | Anonymous | administrative assistant |
| 10/30/2013 | Anonymous | Business Administration and Accounting |
| 10/30/2013 | Anonymous | Paralegal |
| 10/30/2013 | Anonymous | A.S. in Administrative Assistant |
| 10/30/2013 | Anonymous | Accounting |
| 10/30/2013 | Anonymous | Certificate in technical design |
| 10/30/2013 | Anonymous | Fashion Design: Fashion Merchandising, Technical (Apparel Industry Oriented), Theater Costuming, and Custom Dress Making Small Business |
| 10/30/2013 | Anonymous | Fashion Design |
| 10/30/2013 | Anonymous | Medical Assistant |
| 10/30/2013 | Anonymous | Teaching |
| 10/31/2013 | Anonymous | Fashion |
| 10/31/2013 | Anonymous | Business administration |
| 10/31/2013 | Anonymous | Early Childhood Education |
| 10/31/2013 | Anonymous | ECE major |
| 11/4/2013 | Anonymous | Communcations |
| 11/4/2013 | Anonymous | Both Accounting and Business Administration |
| 11/4/2013 | Anonymous | Business |
| 11/4/2013 | Anonymous | Liberal Arts: Preparation for Elementary Teaching |
| 11/4/2013 | Anonymous | accounting |
| 11/4/2013 | Anonymous | Financial Math and Statistics |
| 11/4/2013 | Anonymous | accounting |
| 11/4/2013 | Anonymous | kitchen and bath |
| 11/4/2013 | Anonymous | Interior Design |
| 11/4/2013 | Anonymous | Video Game Design / Programing |
| 11/5/2013 | Anonymous | Paralegal |
| 11/5/2013 | Anonymous | Early Childhood Education |
| 11/5/2013 | Anonymous | Business |
| 11/5/2013 | Anonymous | medical coding/billing |
| 11/5/2013 | Anonymous | Architecture |

| | | |
|------------|-----------|---|
| 11/5/2013 | Anonymous | Interior Design Certification |
| 11/5/2013 | Anonymous | interior design |
| 11/5/2013 | Anonymous | Interior Design |
| 11/5/2013 | Anonymous | Interior Design/Staging |
| 11/5/2013 | Anonymous | Interior design certification |
| 11/5/2013 | Anonymous | 3D Animation & Video Game Art |
| 11/7/2013 | Anonymous | Paralegal Certificate |
| 11/11/2013 | Anonymous | Early Childhood Education |
| 11/18/2013 | Anonymous | Custom Dressmaking/Small Business |
| 11/19/2013 | Anonymous | Custom dressmaking/small business |
| 11/19/2013 | Anonymous | Costume |
| 11/19/2013 | Anonymous | custom dressmaing, technial, theater costuming |
| 11/19/2013 | Anonymous | Theatre Costume Design |
| 11/19/2013 | Anonymous | fashion merchandising, technical, theater costuming, and custom dress making small business |
| 11/19/2013 | Anonymous | Fashion Design: Technical |
| 11/19/2013 | Anonymous | associates of science degree |
| 11/20/2013 | Anonymous | Medical Assistant |
| 11/20/2013 | Anonymous | fashion design |
| 11/20/2013 | Anonymous | Custom Dressmaking |
| 11/20/2013 | Anonymous | AA in Fashion |
| 11/20/2013 | Anonymous | Theater Costuming |
| 11/20/2013 | Anonymous | AA in Fashion |
| 11/20/2013 | Anonymous | fashion |
| 11/20/2013 | Anonymous | Theater Costuming |
| 11/20/2013 | Anonymous | Fashion Design - Independent Study or Certificate |
| 11/20/2013 | Anonymous | Fashion design certificate |
| 11/21/2013 | Anonymous | fashion design |
| 11/21/2013 | Anonymous | Fashion Design |
| 11/21/2013 | Anonymous | Fashion Design |
| 11/21/2013 | Anonymous | fashion merchandising |

| | | |
|------------|-----------|-------------------------------|
| 11/21/2013 | Anonymous | Fashion Design |
| 11/24/2013 | Anonymous | Geography |
| 11/25/2013 | Anonymous | Fashion Merchandising |
| 11/25/2013 | Anonymous | Fashion Design/Small Business |
| 11/25/2013 | Anonymous | Early Childhood Education |
| 11/25/2013 | Anonymous | Fashion Design |
| 11/25/2013 | Anonymous | Business Administration |

1.23. P4Q5

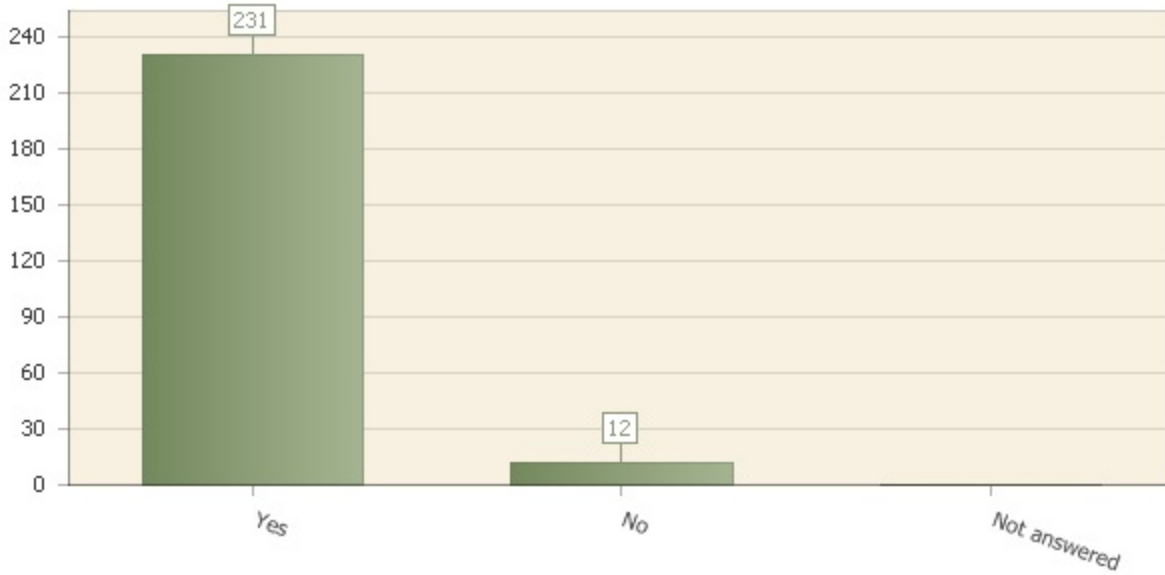
If you are declaring a major, do you plan to complete a degree or certificate?

Question type: Multiple choice

Number of responses: 288

Number of 'not applicable': 45

Number of respondents: 315



| Answer | Count | Percent answer |
|--------------|-------|----------------|
| Yes | 231 | 85.6% |
| No | 12 | 4.4% |
| Not answered | 0 | 0% |

1.24. P4Q6

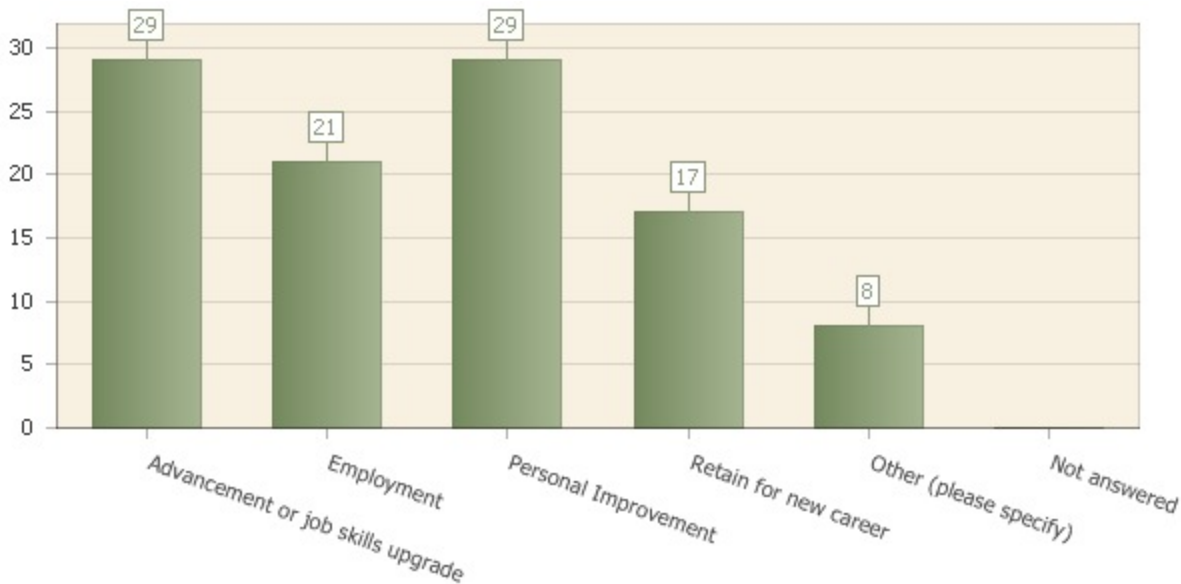
If you do not intend to complete a degree or certificate, please indicate your desired end result:

Question type: Multiple choice

Number of responses: 243

Number of 'not applicable': 139

Number of respondents: 315



| Answer | Count | Percent answer |
|-----------------------------------|-------|----------------|
| Advancement or job skills upgrade | 29 | 16.5% |
| Employment | 21 | 11.9% |
| Personal Improvement | 29 | 16.5% |
| Retain for new career | 17 | 9.7% |
| Other (please specify) | 8 | 4.5% |
| Not answered | 0 | 0% |

Textual answers

| Date | Respondent | Answer |
|-------------|-------------------|--|
| 10/30/2013 | Anonymous | College readiness |
| 10/30/2013 | Anonymous | Passing Highschool |
| 10/31/2013 | Anonymous | transfer to 4-yr educational institution & major in envs |
| 11/2/2013 | Anonymous | Transfer to 4-year |
| 11/3/2013 | Anonymous | transfer |
| 11/5/2013 | Anonymous | transfer and graduate and get a job |
| 11/21/2013 | Anonymous | open a business |
| 11/22/2013 | Anonymous | Transfer? |

1.25. P4Q7

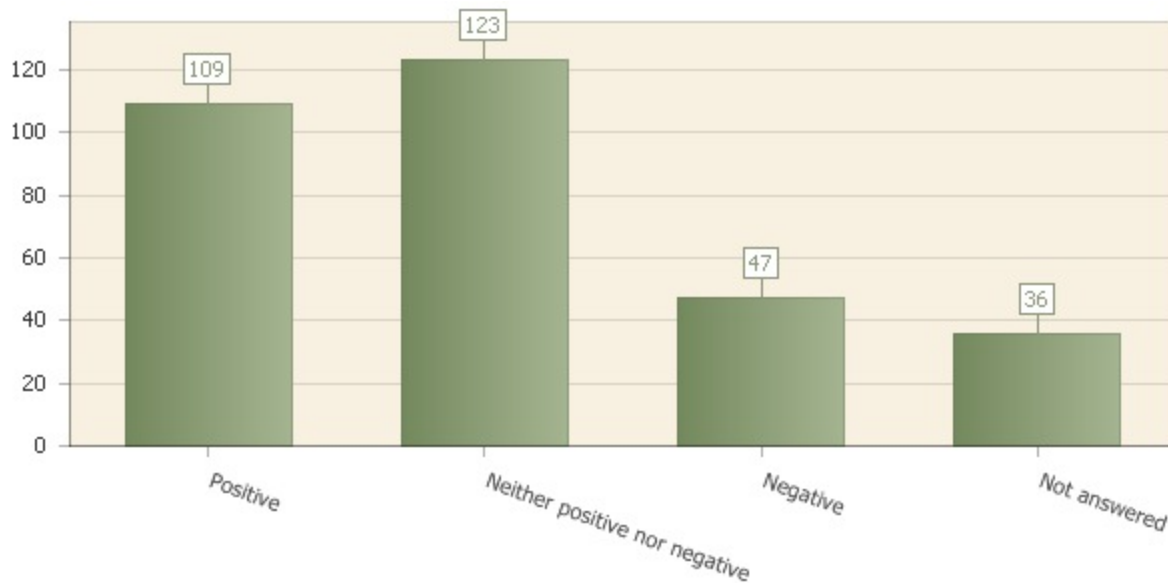
How do you think the following issues will impact your studies in the Career Technical Education Program of your choice?

Question type: Matrix & Multimatrix

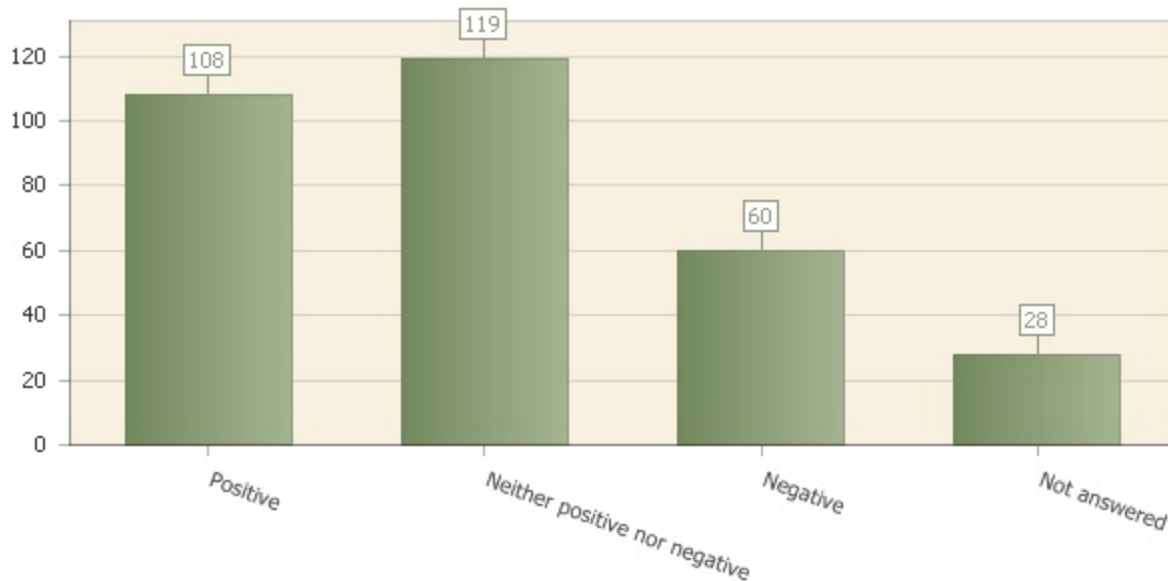
Number of responses: 290

Number of respondents: 315

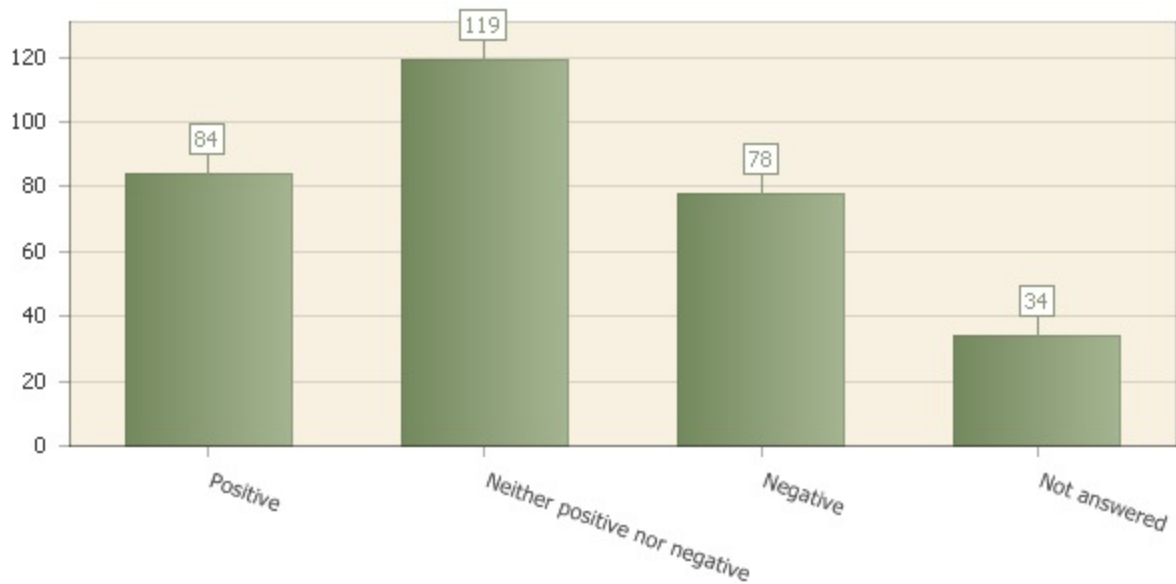
Family Concerns



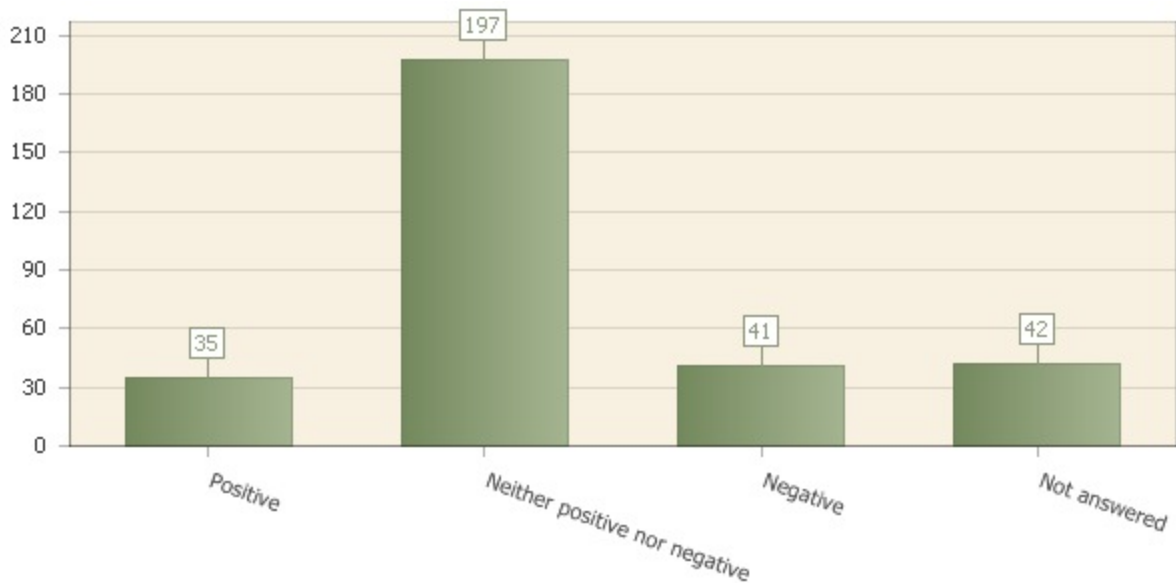
Job Demands



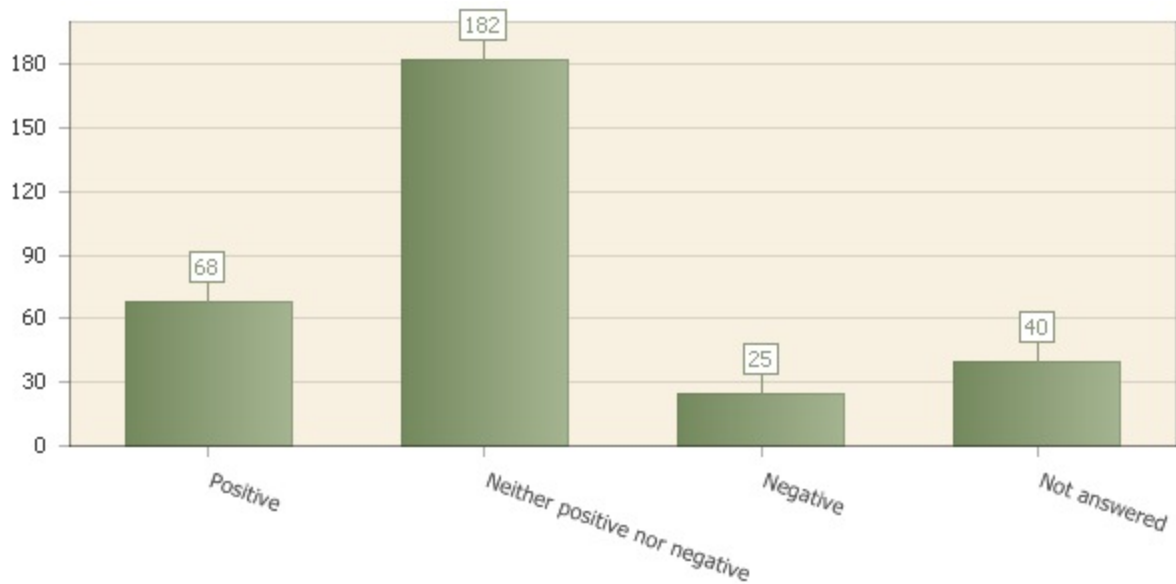
Financial Issues



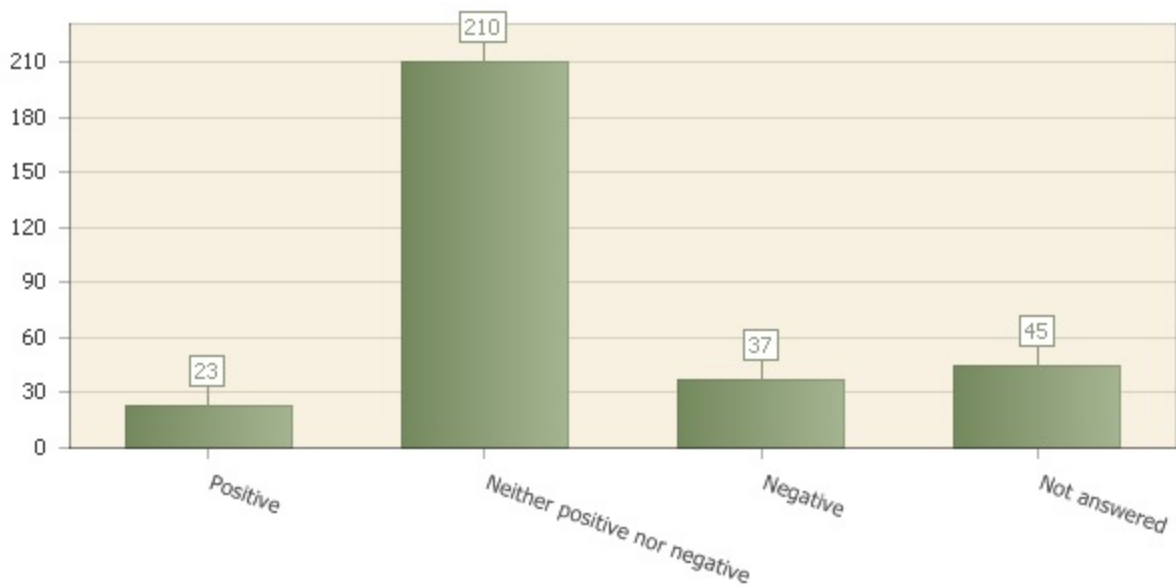
Childcare Issues



Language



Disability



| Matrix row | Not answered | Positive | Neither positive nor negative | Negative |
|-------------------|---------------------|-----------------|--------------------------------------|-----------------|
| Family Concerns | 36 (11.4%) | 109 (34.6%) | 123 (39.0%) | 47 (14.9%) |
| Job Demands | 28 (8.9%) | 108 (34.3%) | 119 (37.8%) | 60 (19.0%) |
| Financial Issues | 34 (10.8%) | 84 (26.7%) | 119 (37.8%) | 78 (24.8%) |
| Childcare Issues | 42 (13.3%) | 35 (11.1%) | 197 (62.5%) | 41 (13.0%) |
| Language | 40 (12.7%) | 68 (21.6%) | 182 (57.8%) | 25 (7.9%) |
| Disability | 45 (14.3%) | 23 (7.3%) | 210 (66.7%) | 37 (11.7%) |

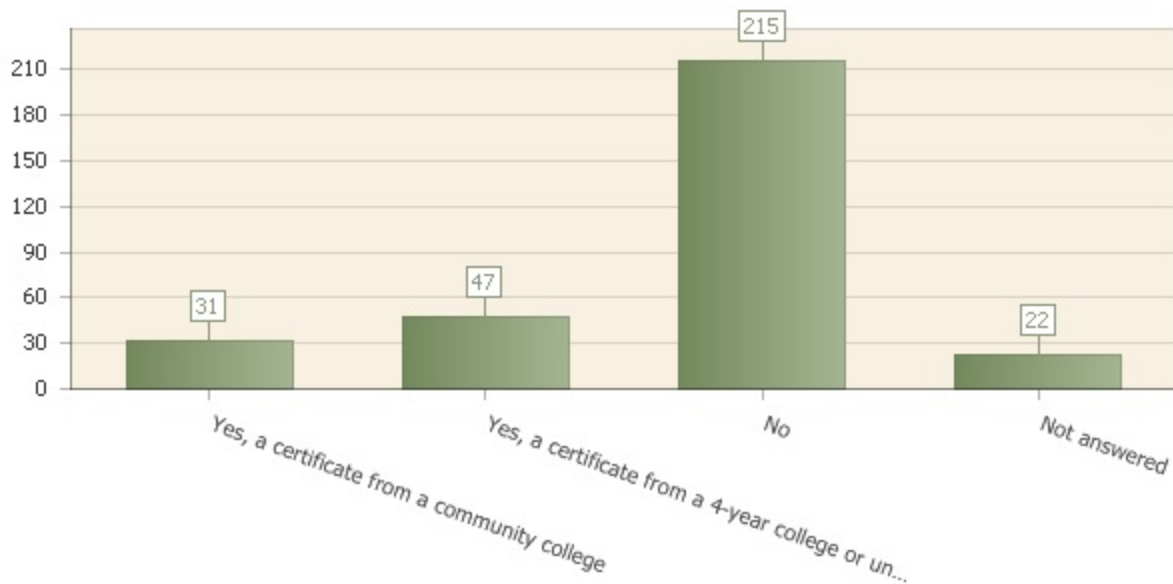
1.26. P5Q1

Have you already completed a certificate from a college or a university?

Question type: Multiple choice

Number of responses: 293

Number of respondents: 315



| Answer | Count | Percent answer |
|--|-------|----------------|
| Yes, a certificate from a community college | 31 | 9.8% |
| Yes, a certificate from a 4-year college or university | 47 | 14.9% |
| No | 215 | 68.3% |
| Not answered | 22 | 7.0% |

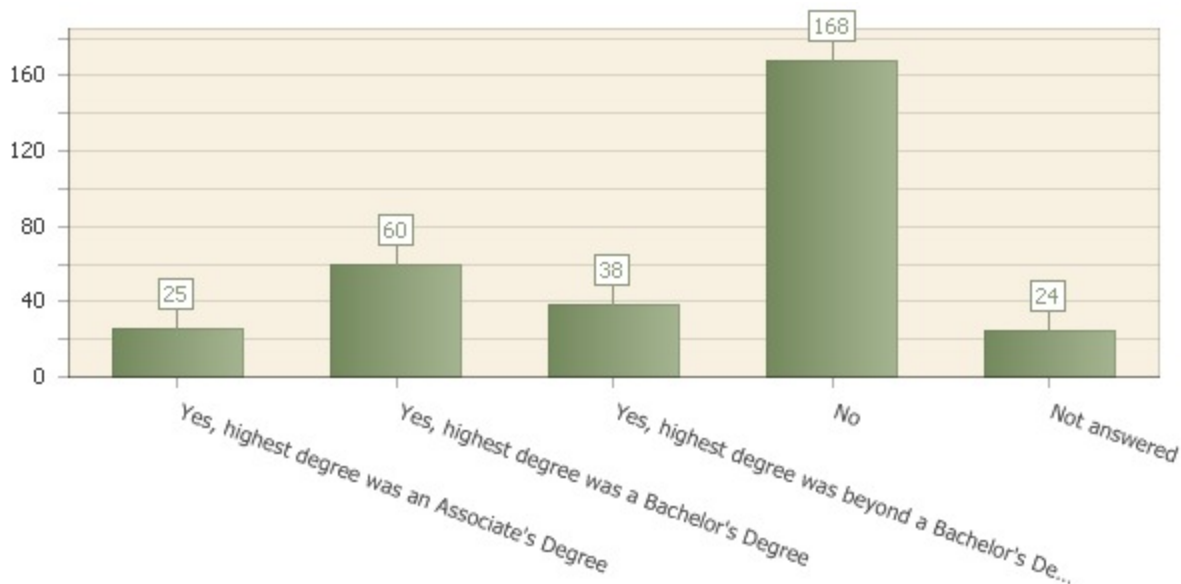
1.27. P5Q2

Have you already completed a degree from a college or university?

Question type: Multiple choice

Number of responses: 291

Number of respondents: 315



| Answer | Count | Percent answer |
|--|-------|----------------|
| Yes, highest degree was an Associate's Degree | 25 | 7.9% |
| Yes, highest degree was a Bachelor's Degree | 60 | 19.0% |
| Yes, highest degree was beyond a Bachelor's Degree | 38 | 12.1% |
| No | 168 | 53.3% |
| Not answered | 24 | 7.6% |

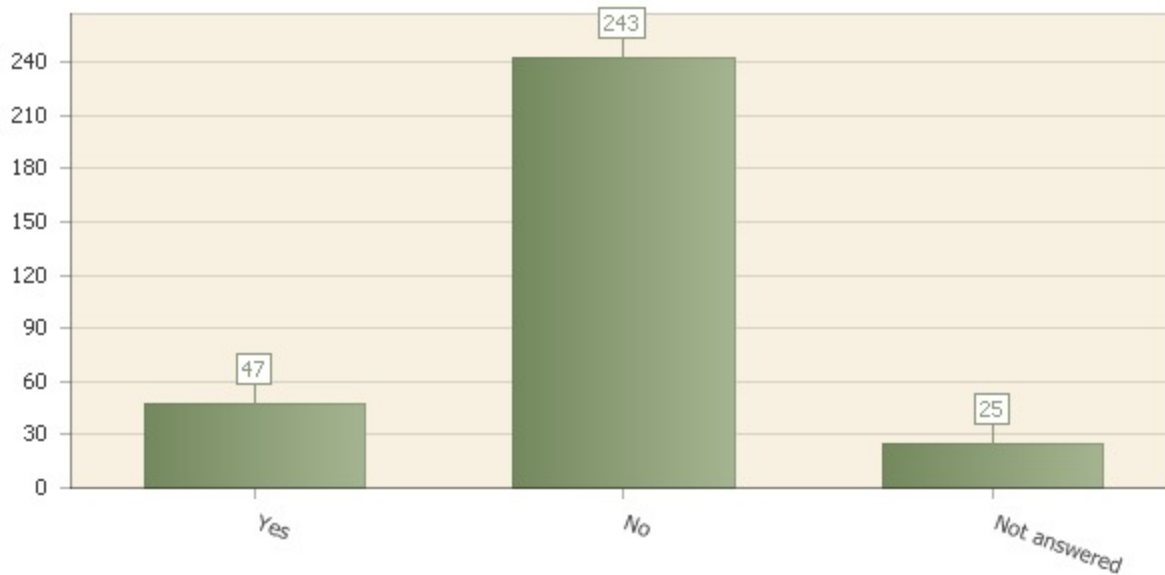
1.28. P5Q3

Have you received a career technical training at other colleges, adult schools, regional occupational programs, or other training programs that did not lead to the completion of a degree or certificate?

Question type: Multiple choice

Number of responses: 290

Number of respondents: 315



| Answer | Count | Percent answer |
|--------------|-------|----------------|
| Yes | 47 | 14.9% |
| No | 243 | 77.1% |
| Not answered | 25 | 7.9% |

1.29. P5Q4

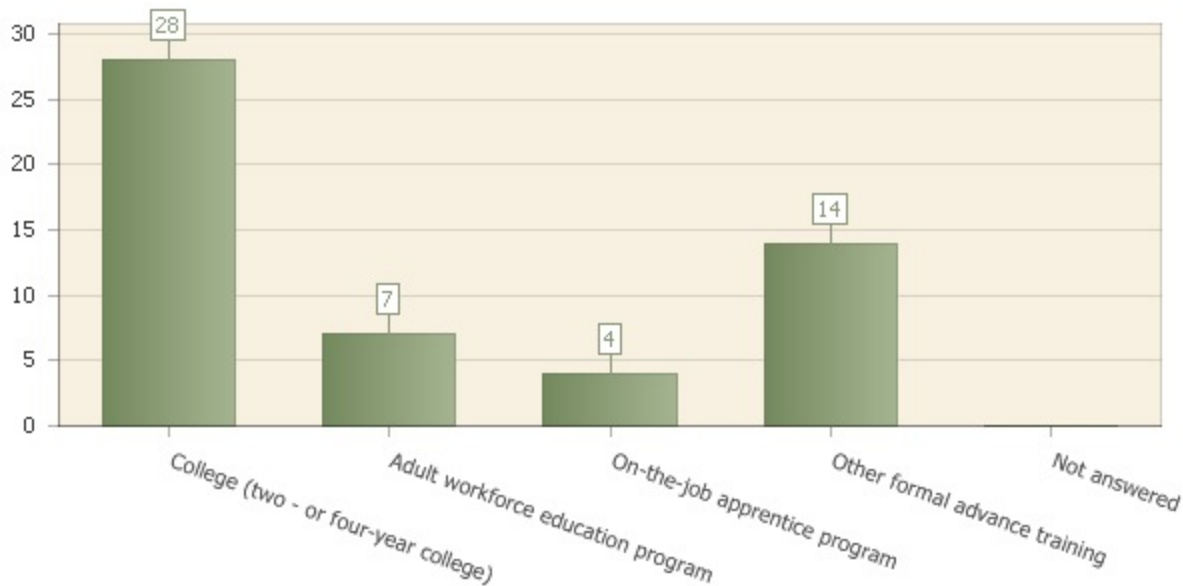
If you answered yes to the previous question, please specify where you received your training

Question type: Multiple choice

Number of responses: 259

Number of 'not applicable': 206

Number of respondents: 315



| Answer | Count | Percent answer |
|--------------------------------------|-------|----------------|
| College (two - or four-year college) | 28 | 25.7% |
| Adult workforce education program | 7 | 6.4% |
| On-the-job apprentice program | 4 | 3.7% |
| Other formal advance training | 14 | 12.8% |
| Not answered | 0 | 0% |

1.30. P5Q5

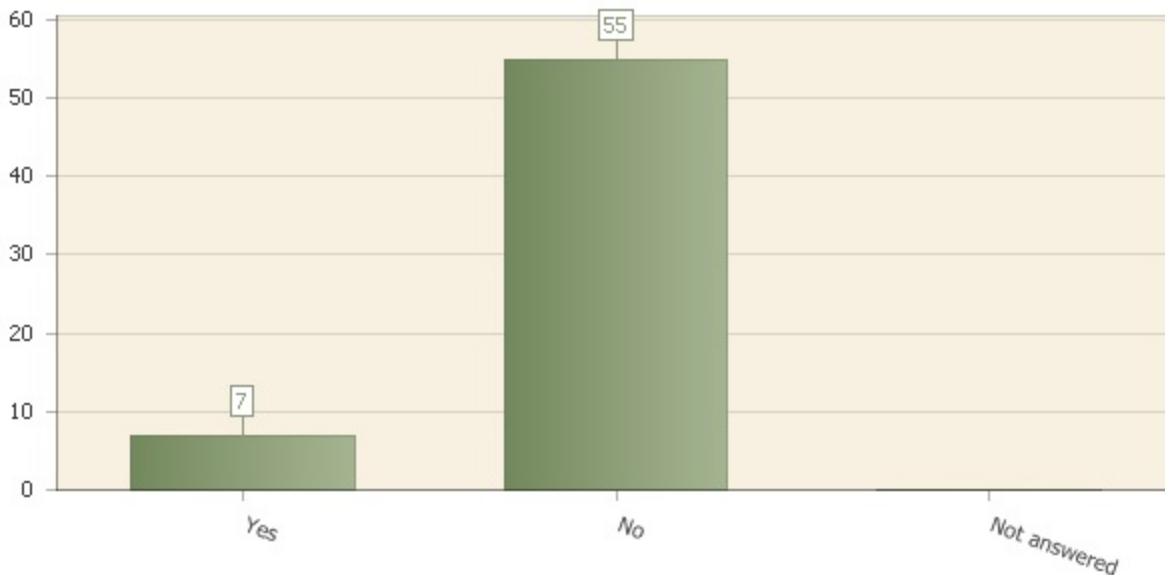
If you answered yes to the previous question, was your college training area of study related to a high school career technical program?

Question type: Multiple choice

Number of responses: 268

Number of 'not applicable': 206

Number of respondents: 315



| Answer | Count | Percent answer |
|--------------|-------|----------------|
| Yes | 7 | 6.4% |
| No | 55 | 50.5% |
| Not answered | 0 | 0% |

1.31. P6Q1

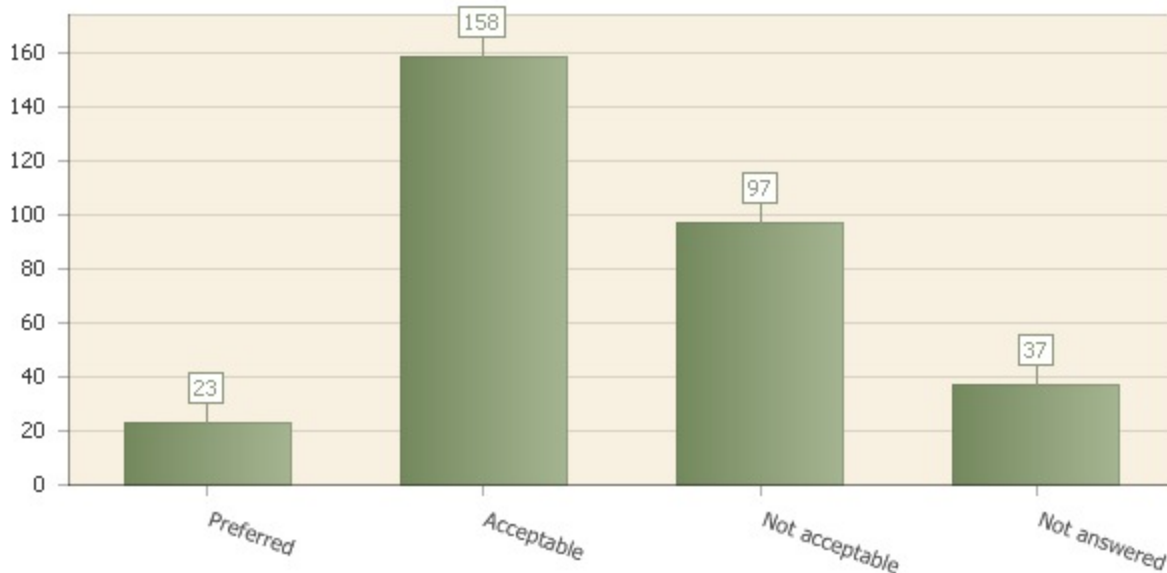
How would you classify the following course delivery options?

Question type: Matrix & Multimatrix

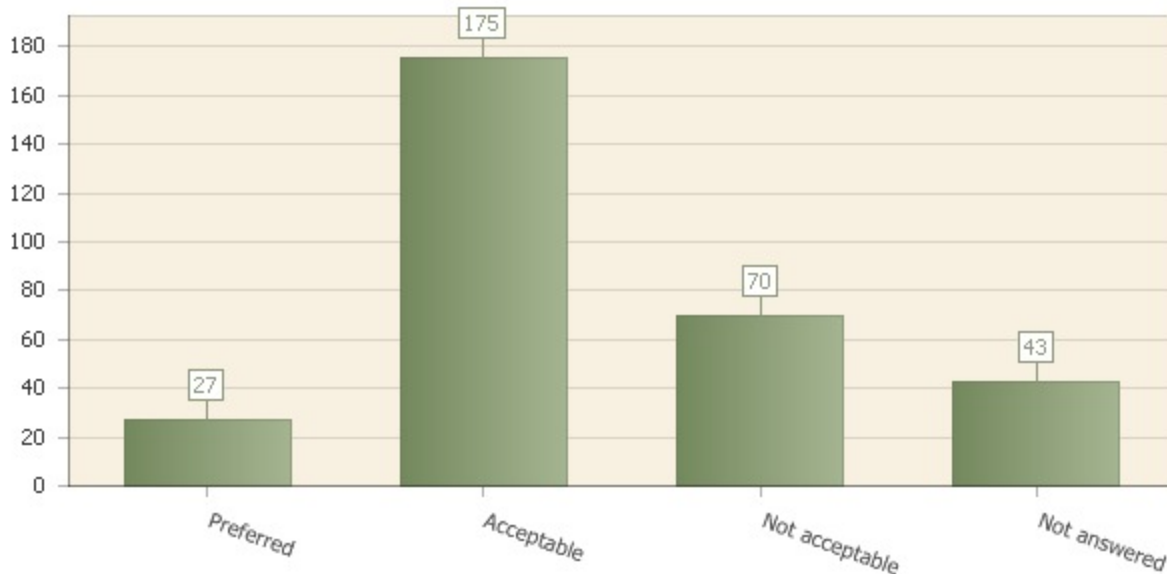
Number of responses: 290

Number of respondents: 315

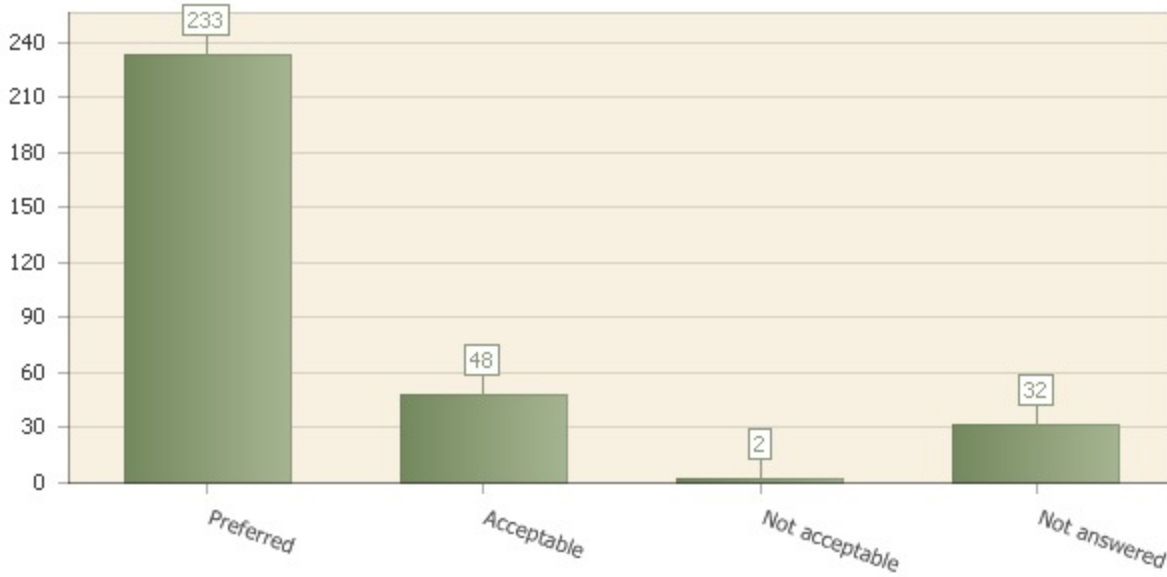
Online courses



Hybrid courses (51% online instruction)



Classroom instruction



| Matrix row | Not answered | Preferred | Acceptable | Not acceptable |
|---|---------------------|------------------|-------------------|-----------------------|
| Online courses | 37 (11.7%) | 23 (7.3%) | 158 (50.2%) | 97 (30.8%) |
| Hybrid courses (51% online instruction) | 43 (13.7%) | 27 (8.6%) | 175 (55.6%) | 70 (22.2%) |
| Classroom instruction | 32 (10.2%) | 233 (74.0%) | 48 (15.2%) | 2 (0.6%) |

1.32. P6Q2

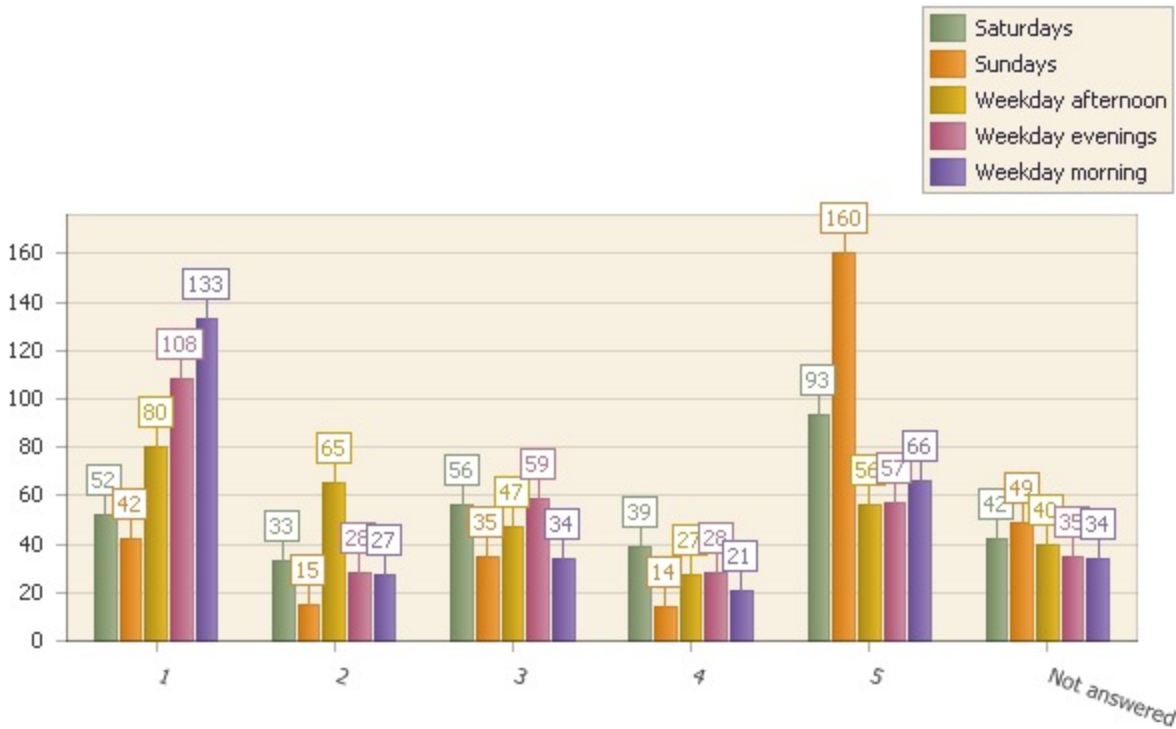
Please rate your preferences on the following course scheduling options (1=highest, 5=lowest)

Question type: Matrix & Multimatrix

Number of responses: 289

Number of respondents: 315

Scale: 1 – 5



| Matrix row | Not answered | Mean | Std dev | Count and % Rating 1 | Count and % Rating 2 | Count and % Rating 3 | Count and % Rating 4 | Count and % Rating 5 |
|-------------------|--------------|------|---------|----------------------|----------------------|----------------------|----------------------|----------------------|
| Weekday morning | 34 (10.8%) | 2.5 | 1.7 | 133 (47.3%) | 27 (9.6%) | 34 (12.1%) | 21 (7.5%) | 66 (23.5%) |
| Weekday afternoon | 40 (12.7%) | 2.7 | 1.5 | 80 (29.1%) | 65 (23.6%) | 47 (17.1%) | 27 (9.8%) | 56 (20.4%) |
| Weekday evenings | 35 (11.1%) | 2.6 | 1.6 | 108 (38.6%) | 28 (10.0%) | 59 (21.1%) | 28 (10.0%) | 57 (20.4%) |
| Saturdays | 42 (13.3%) | 3.3 | 1.5 | 52 (19.0%) | 33 (12.1%) | 56 (20.5%) | 39 (14.3%) | 93 (34.1%) |
| Sundays | 49 (15.6%) | 3.9 | 1.5 | 42 (15.8%) | 15 (5.6%) | 35 (13.2%) | 14 (5.3%) | 160 (60.2%) |

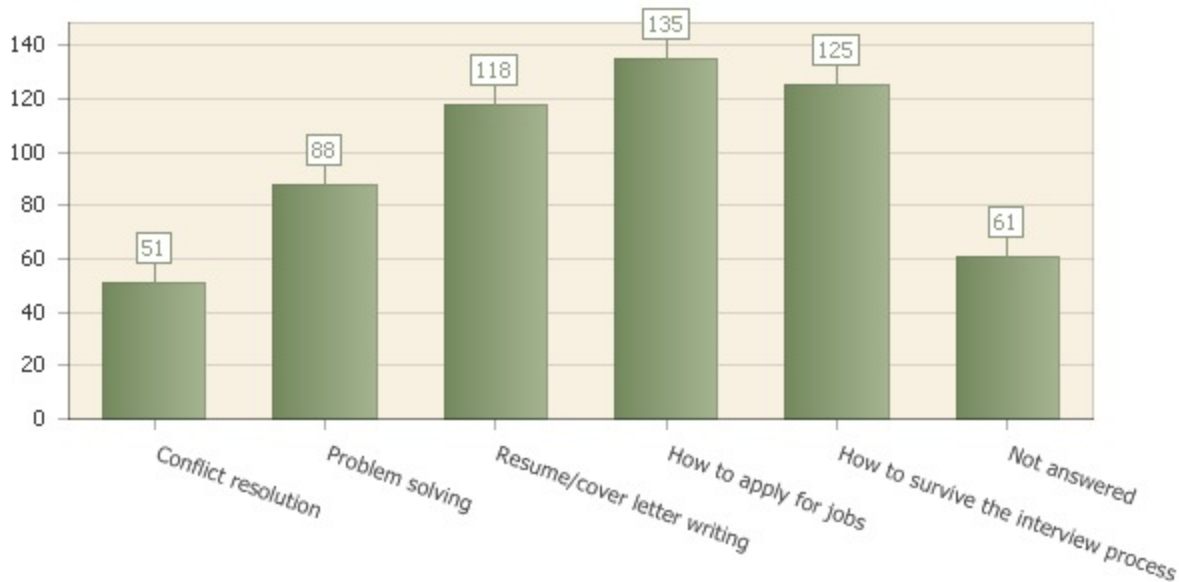
1.33. P6Q3

Which of the following would you like to have incorporated into your program of study? (please check all that apply)

Question type: Multiple choice

Number of responses: 254

Number of respondents: 315



| Answer | Count | Percent answer |
|--------------------------------------|-------|----------------|
| Conflict resolution | 51 | 16.2% |
| Problem solving | 88 | 27.9% |
| Resume/cover letter writing | 118 | 37.5% |
| How to apply for jobs | 135 | 42.9% |
| How to survive the interview process | 125 | 39.7% |
| Not answered | 61 | 19.4% |

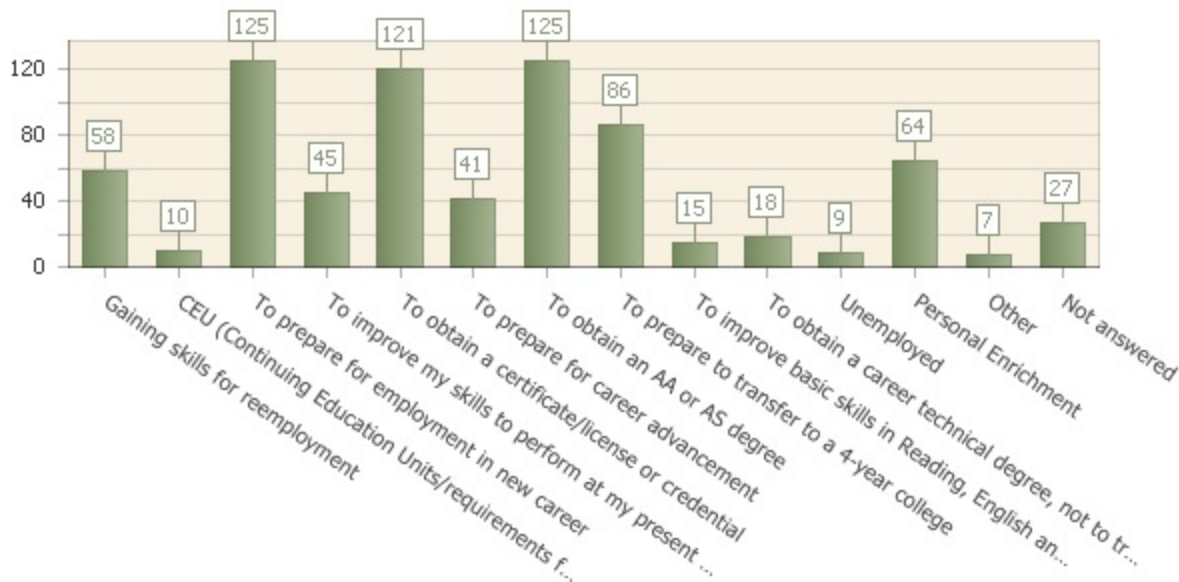
1.34. P6Q4

Why are you currently enrolled in college courses? (please check all that apply)

Question type: Multiple choice

Number of responses: 288

Number of respondents: 315



| Answer | Count | Percent answer |
|---|-------|----------------|
| Gaining skills for reemployment | 58 | 18.4% |
| CEU (Continuing Education Units/requirements for your particular field) | 10 | 3.2% |
| To prepare for employment in new career | 125 | 39.7% |
| To improve my skills to perform at my present job | 45 | 14.3% |
| To obtain a certificate/license or credential | 121 | 38.4% |
| To prepare for career advancement | 41 | 13.0% |
| To obtain an AA or AS degree | 125 | 39.7% |
| To prepare to transfer to a 4-year college | 86 | 27.3% |
| To improve basic skills in Reading, English and Math | 15 | 4.8% |
| To obtain a career technical degree, not to transfer | 18 | 5.7% |
| Unemployed | 9 | 2.9% |
| Personal Enrichment | 64 | 20.3% |
| Other | 7 | 2.2% |
| Not answered | 27 | 8.6% |

Textual answers

| Date | Respondent | Answer |
|-------------|-------------------|---|
| 10/30/2013 | Anonymous | Skills to start a business |
| 10/30/2013 | Anonymous | Maybe change careers many years out/at or before retirement |
| 10/30/2013 | Anonymous | Passing Hishschool |
| 10/31/2013 | Anonymous | Pre-req for a masters |
| 11/4/2013 | Anonymous | exploring alternative career options |

1.35. P6Q5

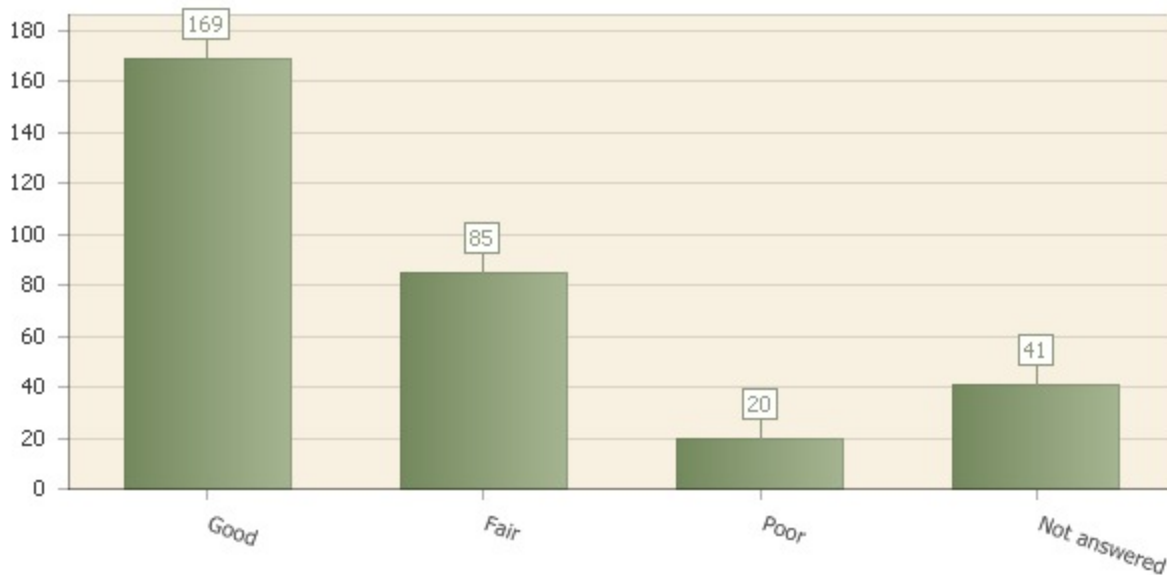
Please rate your level of preparation for the CTE program in the following categories:

Question type: Matrix & Multimatrix

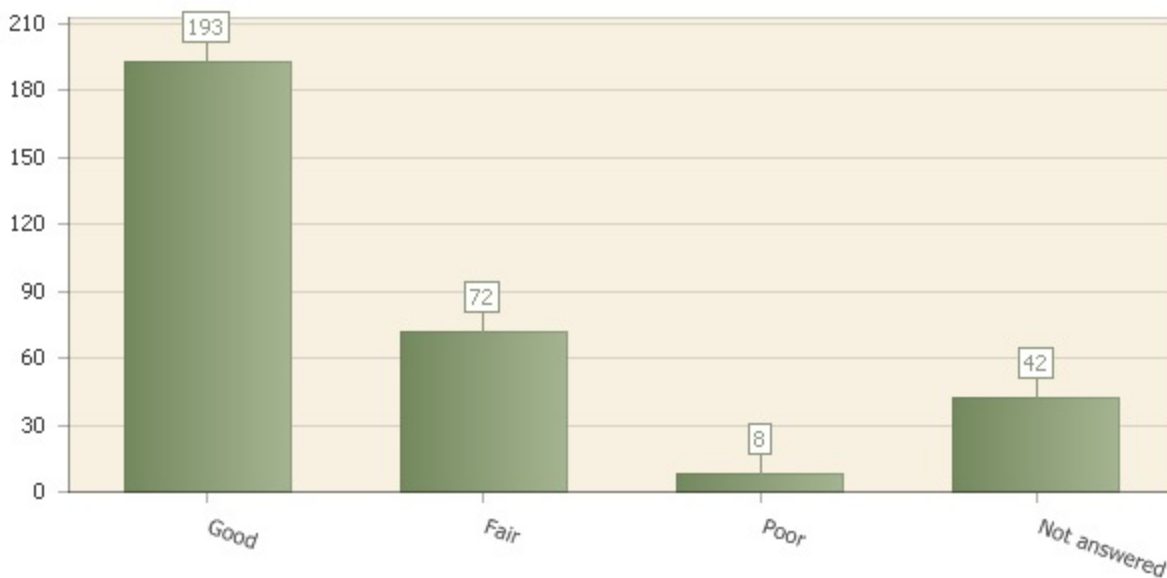
Number of responses: 281

Number of respondents: 315

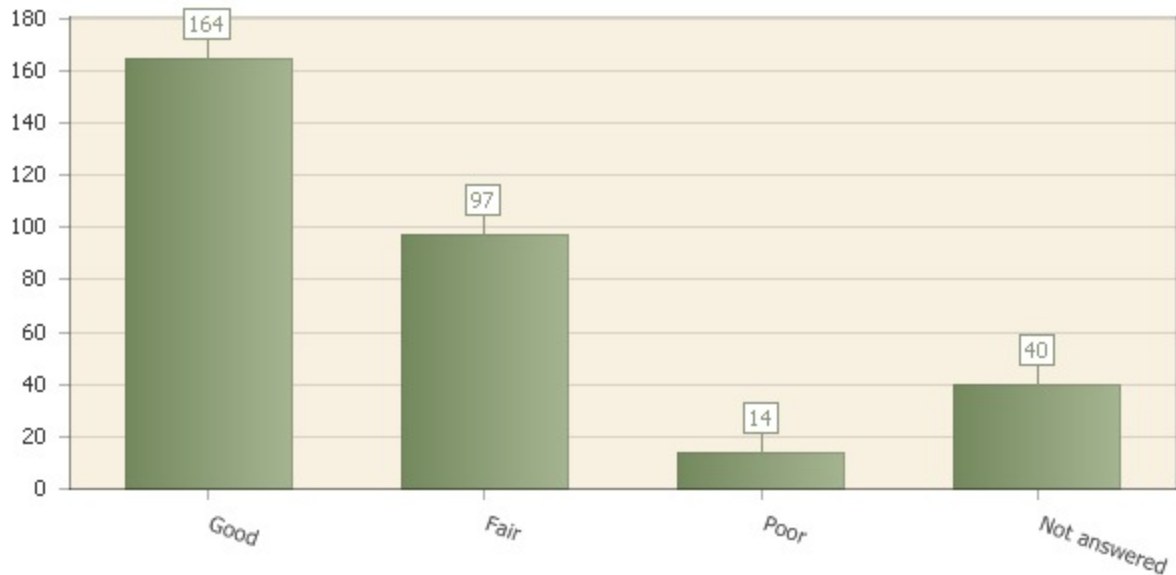
Mathematics



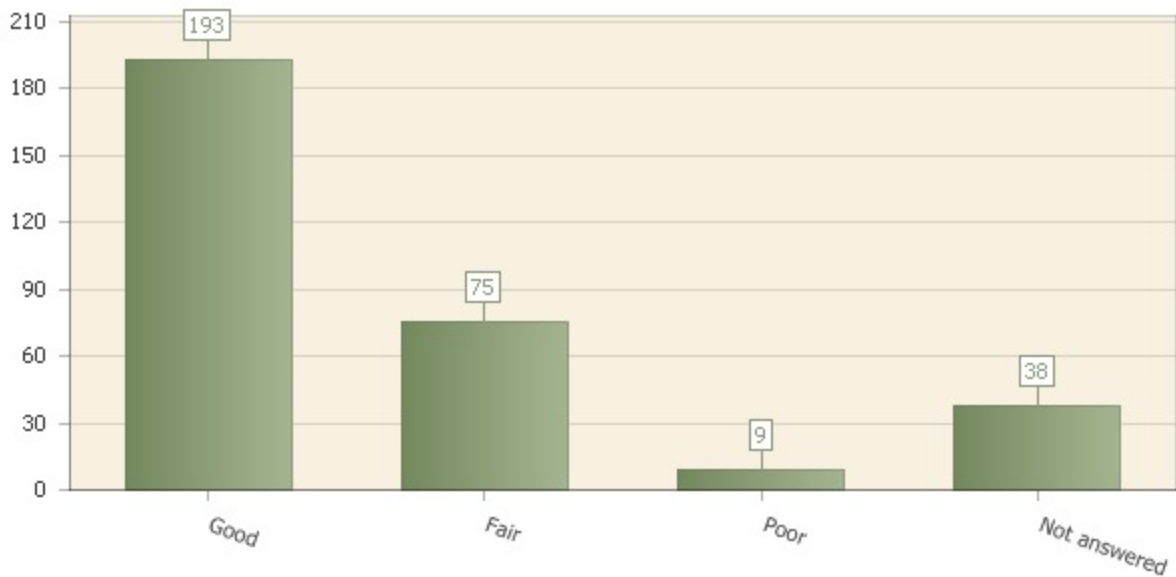
English writing



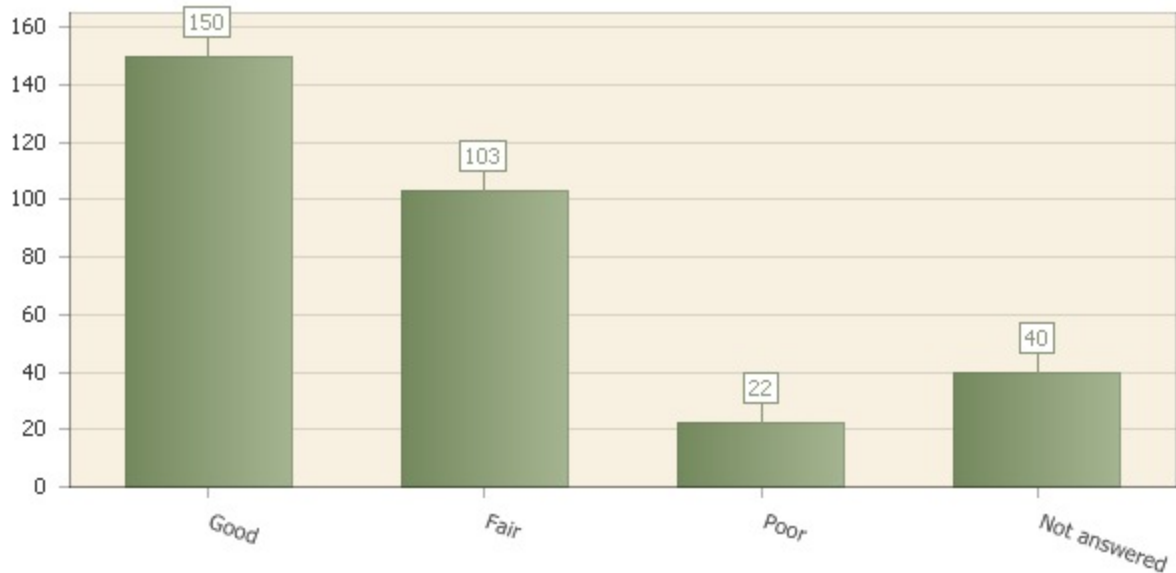
Library skills



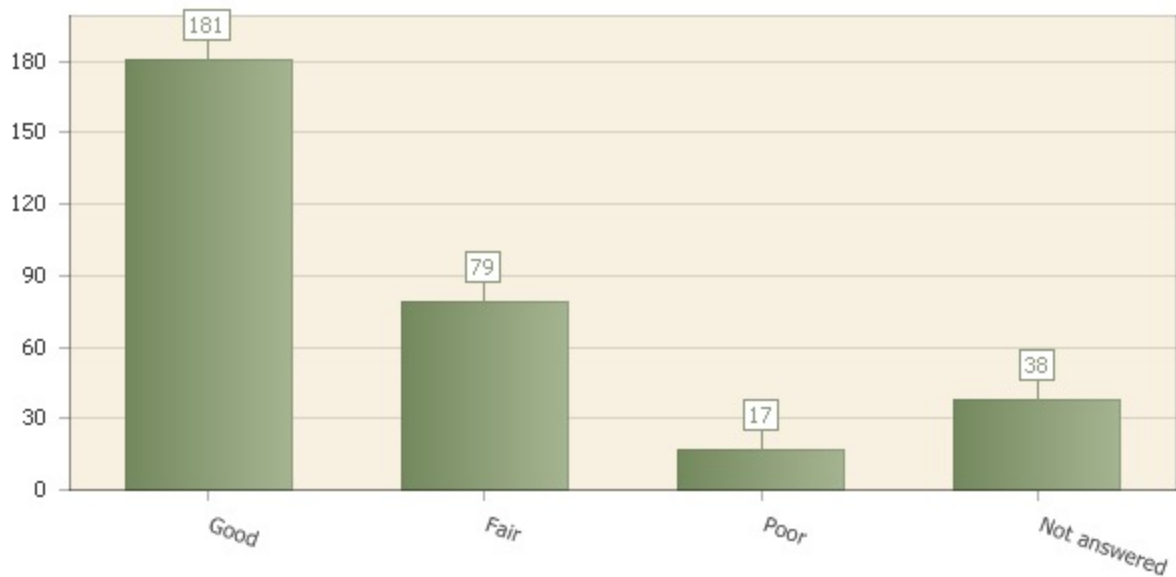
Computer skills



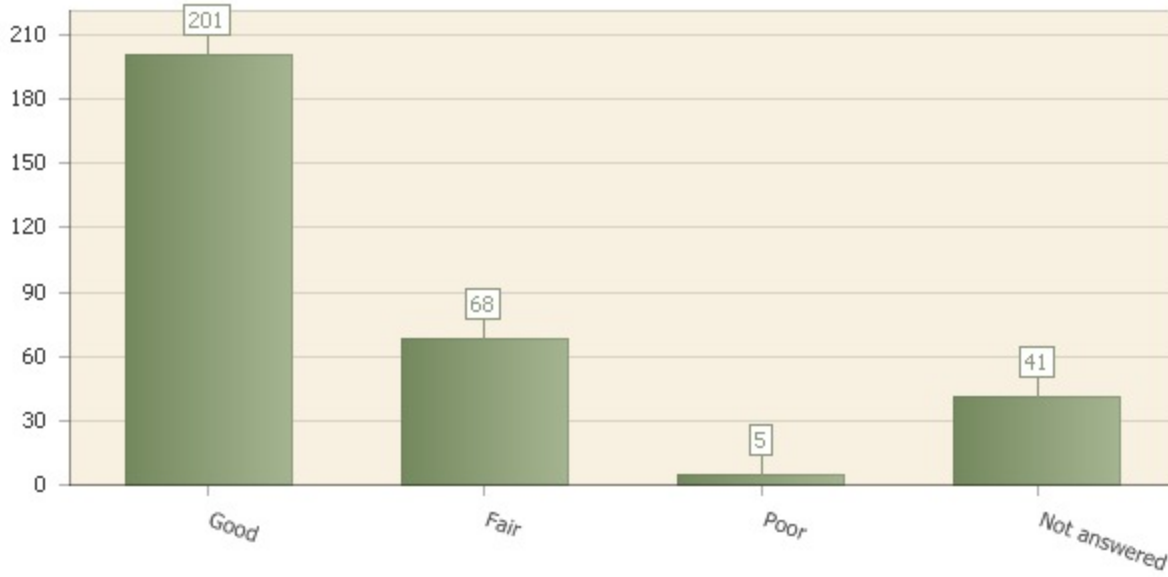
Study habits



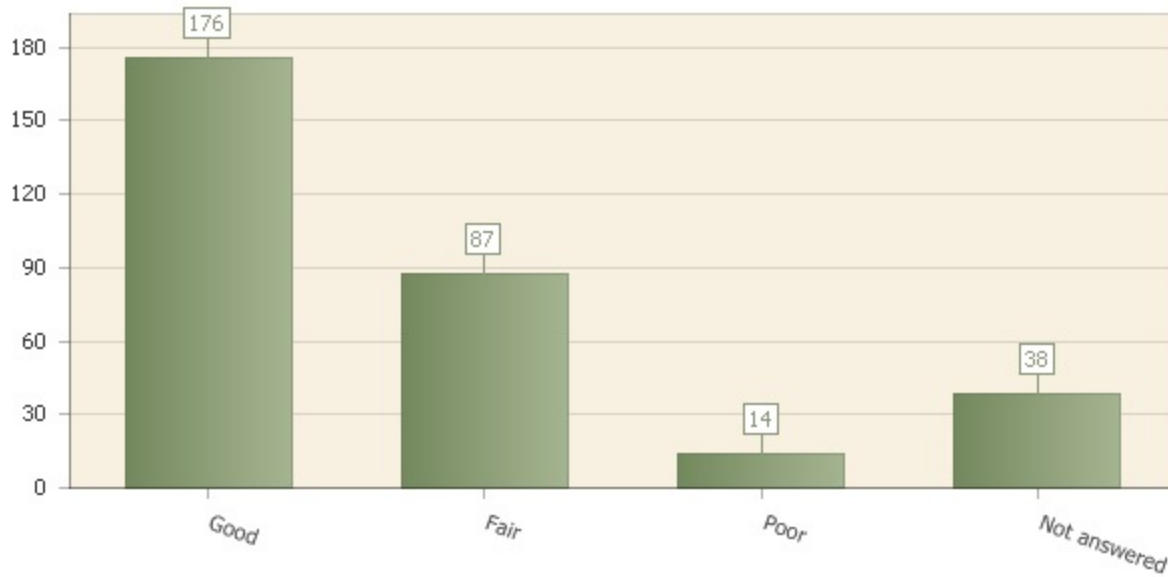
Note taking



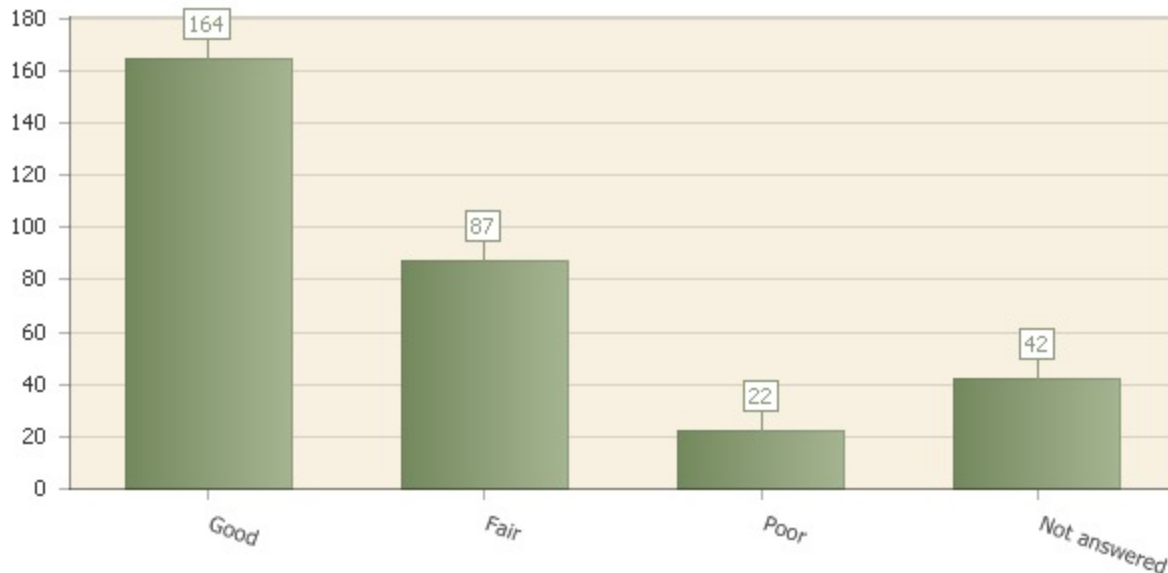
Reading skills



Research skills



In-class presentations



| Matrix row | Not answered | Good | Fair | Poor |
|------------------------|--------------|-------------|-------------|-----------|
| Mathematics | 41 (13.0%) | 169 (53.7%) | 85 (27.0%) | 20 (6.3%) |
| English writing | 42 (13.3%) | 193 (61.3%) | 72 (22.9%) | 8 (2.5%) |
| Library skills | 40 (12.7%) | 164 (52.1%) | 97 (30.8%) | 14 (4.4%) |
| Computer skills | 38 (12.1%) | 193 (61.3%) | 75 (23.8%) | 9 (2.9%) |
| Study habits | 40 (12.7%) | 150 (47.6%) | 103 (32.7%) | 22 (7.0%) |
| Note taking | 38 (12.1%) | 181 (57.5%) | 79 (25.1%) | 17 (5.4%) |
| Reading skills | 41 (13.0%) | 201 (63.8%) | 68 (21.6%) | 5 (1.6%) |
| Research skills | 38 (12.1%) | 176 (55.9%) | 87 (27.6%) | 14 (4.4%) |
| In-class presentations | 42 (13.3%) | 164 (52.1%) | 87 (27.6%) | 22 (7.0%) |

1.36. P6Q6

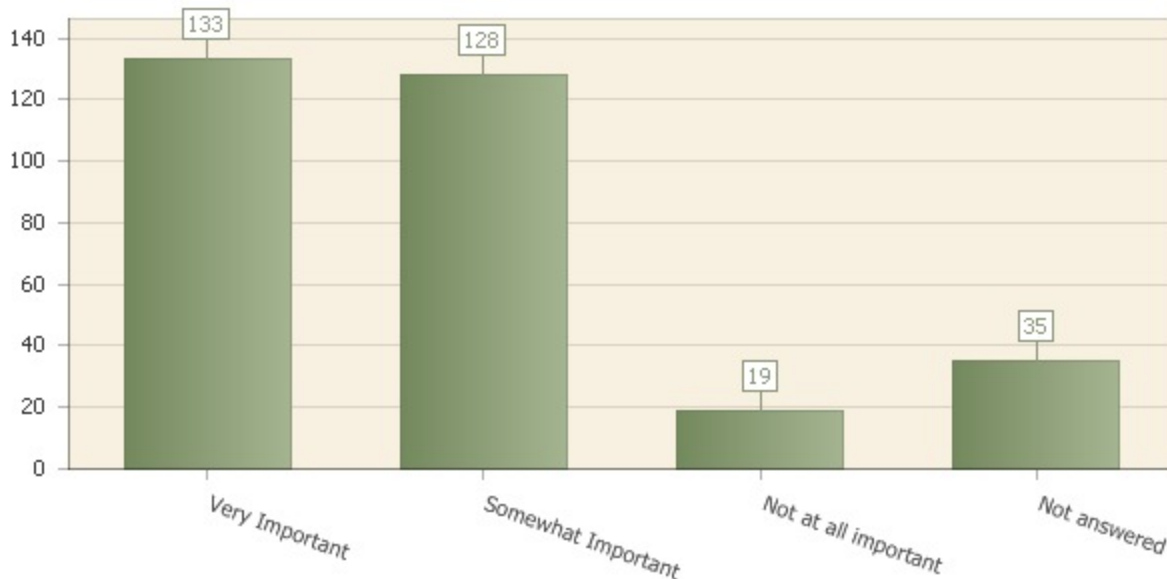
How important are the following categories to your specific area of study:

Question type: Matrix & Multimatrix

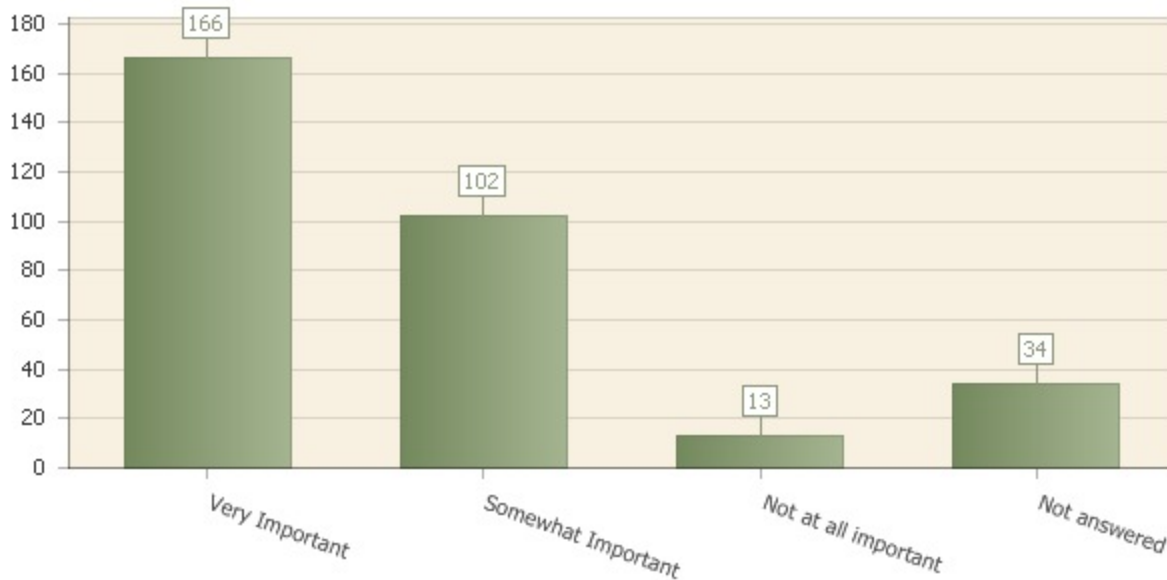
Number of responses: 286

Number of respondents: 315

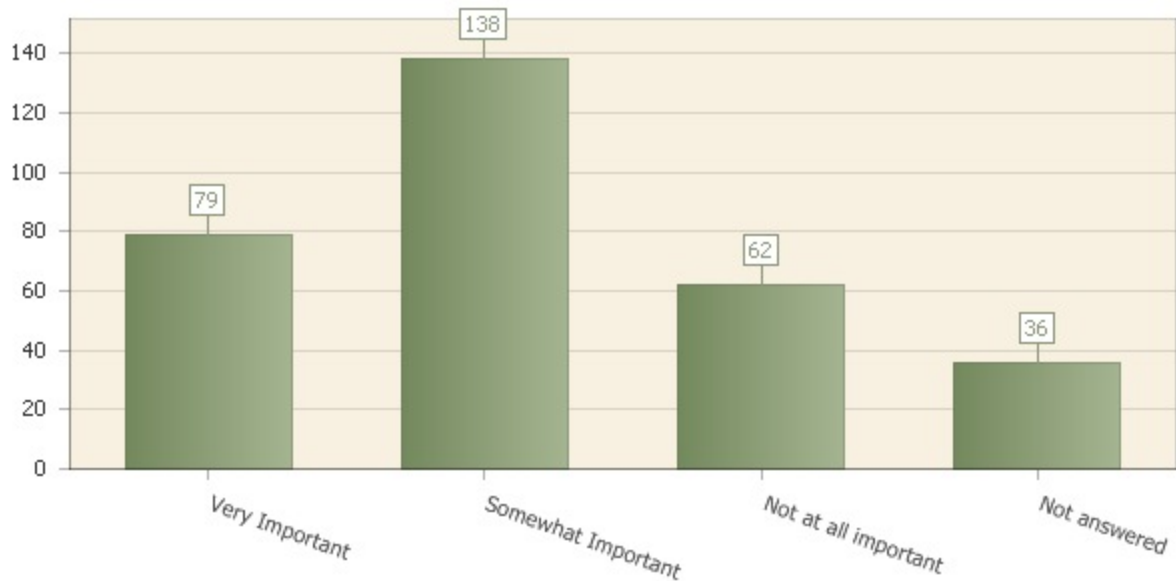
Mathematics



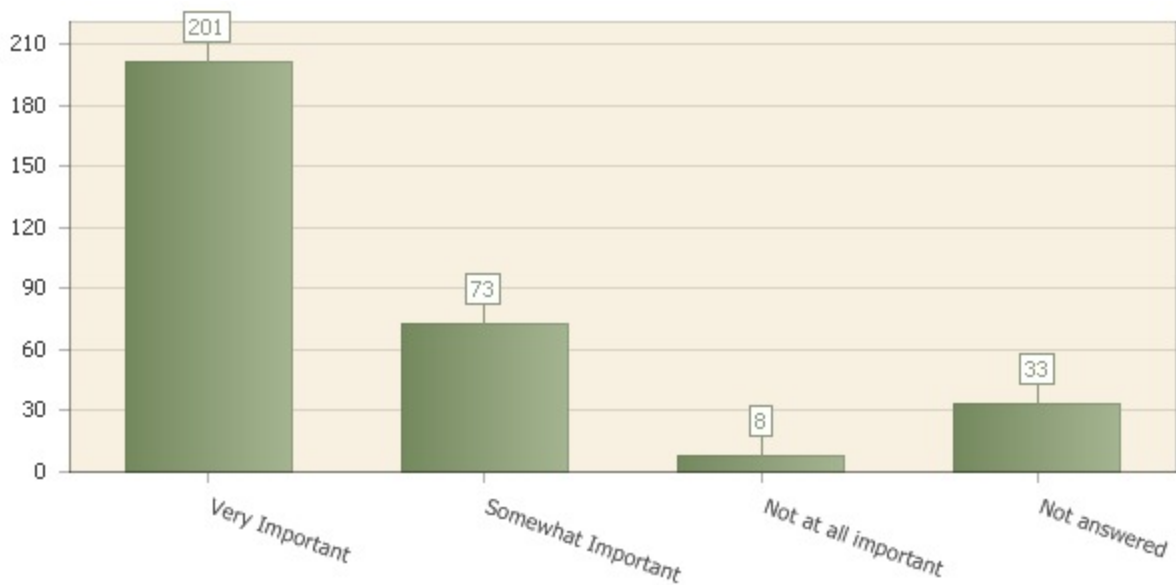
English writing



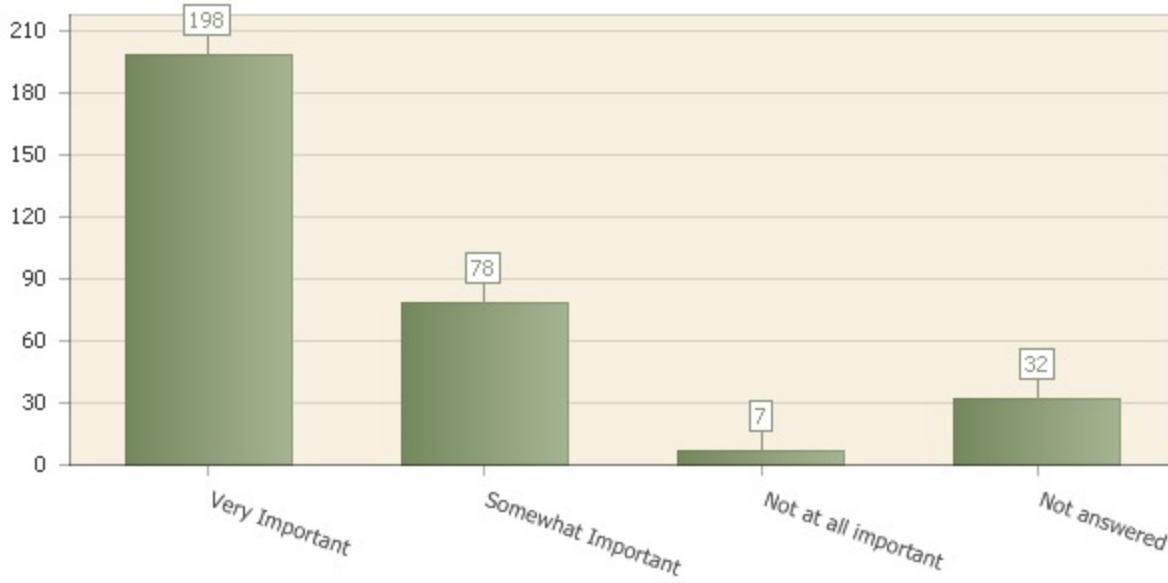
Library skills



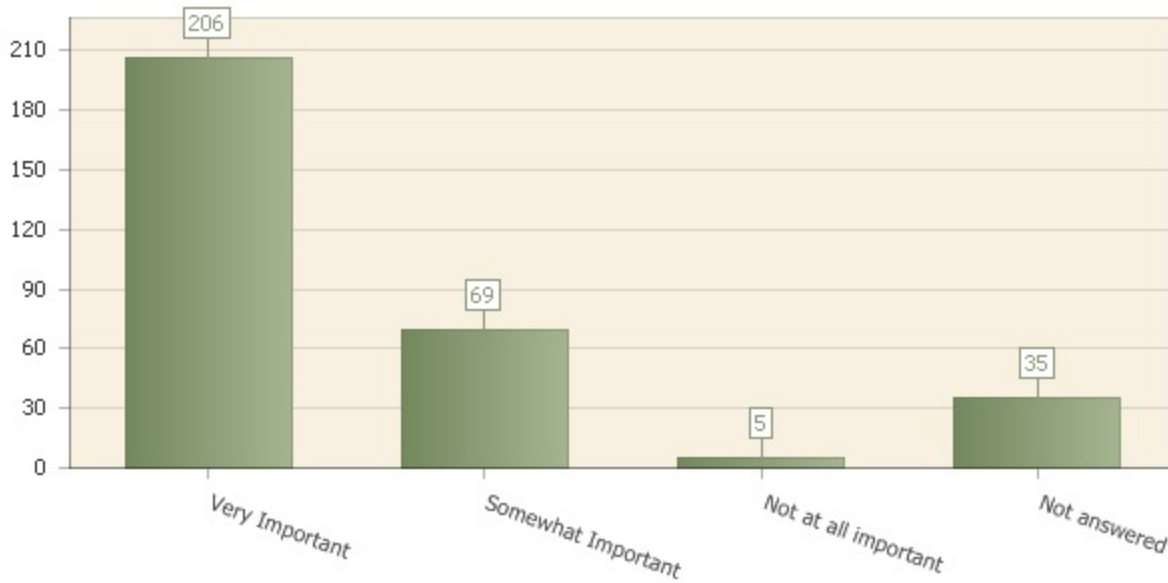
Computer skills



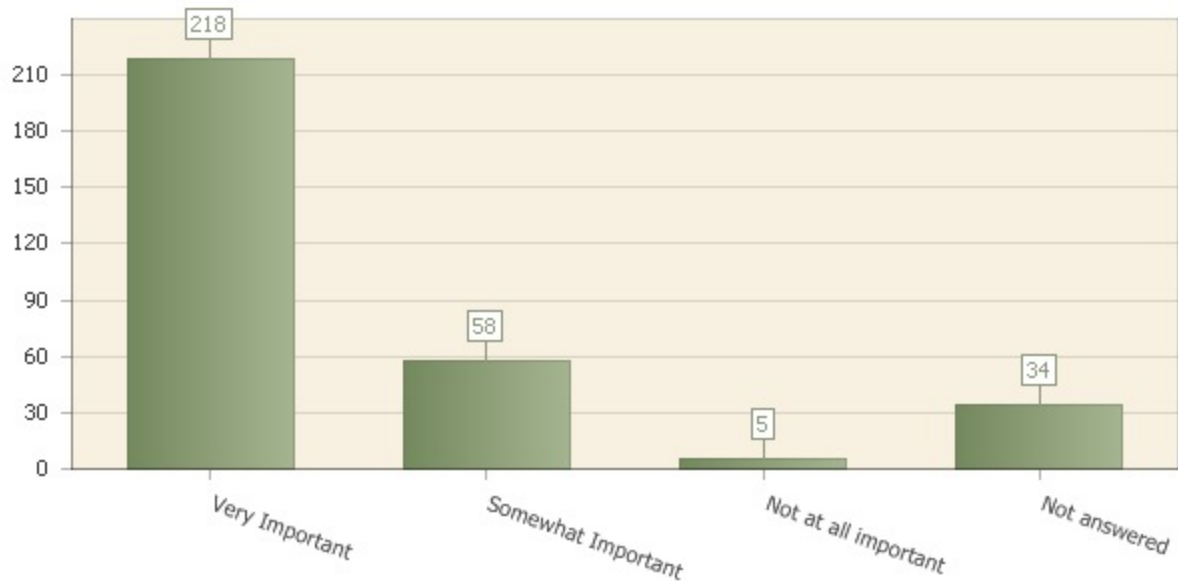
Study habits



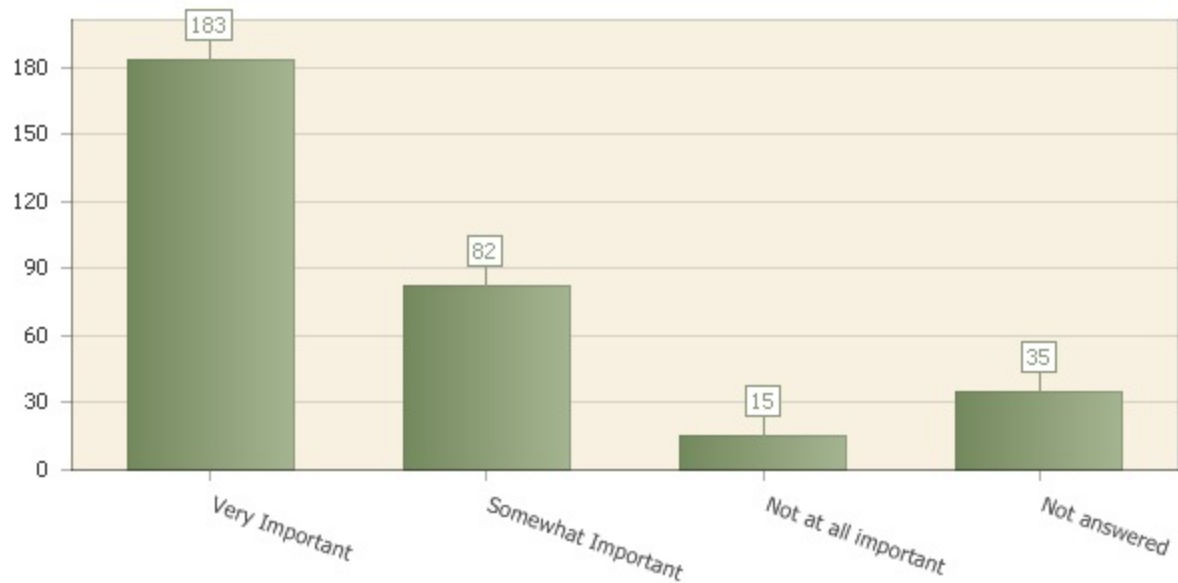
Note taking



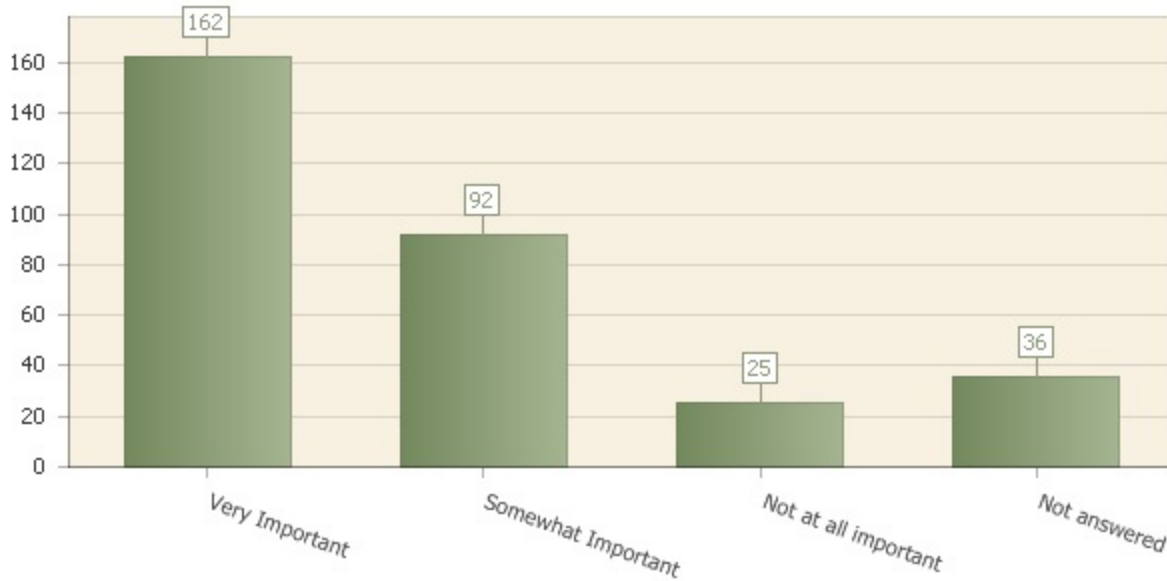
Reading skills



Research skills



In-class presentations



| Matrix row | Not answered | Very Important | Somewhat Important | Not at all important |
|------------------------|--------------|----------------|--------------------|----------------------|
| Mathematics | 35 (11.1%) | 133 (42.2%) | 128 (40.6%) | 19 (6.0%) |
| English writing | 34 (10.8%) | 166 (52.7%) | 102 (32.4%) | 13 (4.1%) |
| Library skills | 36 (11.4%) | 79 (25.1%) | 138 (43.8%) | 62 (19.7%) |
| Computer skills | 33 (10.5%) | 201 (63.8%) | 73 (23.2%) | 8 (2.5%) |
| Study habits | 32 (10.2%) | 198 (62.9%) | 78 (24.8%) | 7 (2.2%) |
| Note taking | 35 (11.1%) | 206 (65.4%) | 69 (21.9%) | 5 (1.6%) |
| Reading skills | 34 (10.8%) | 218 (69.2%) | 58 (18.4%) | 5 (1.6%) |
| Research skills | 35 (11.1%) | 183 (58.1%) | 82 (26.0%) | 15 (4.8%) |
| In-class presentations | 36 (11.4%) | 162 (51.4%) | 92 (29.2%) | 25 (7.9%) |

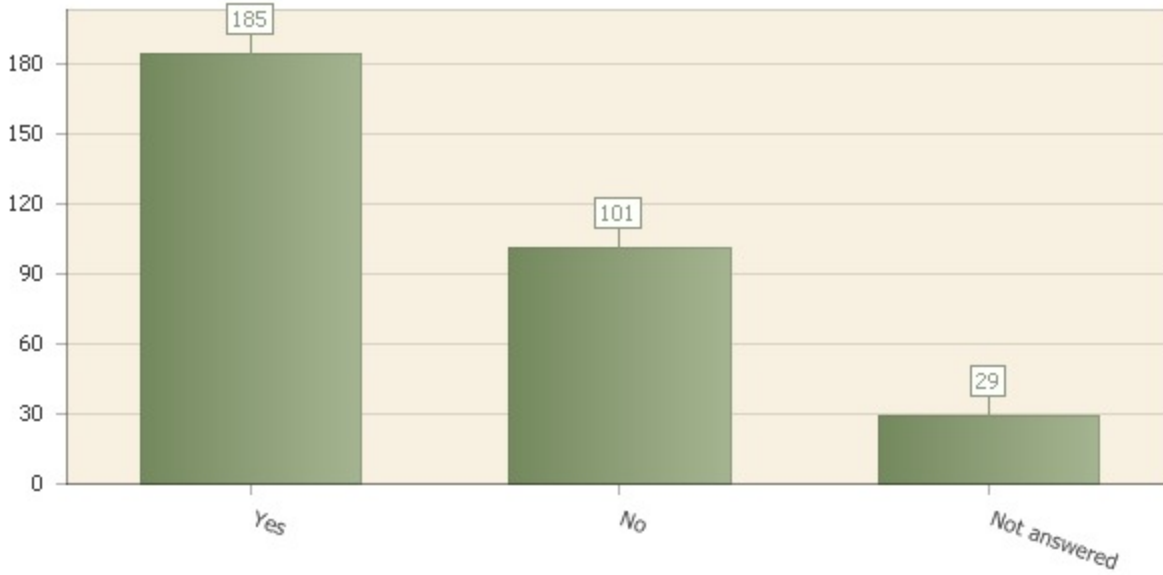
1.37. P6Q7

Did you meet with an academic counselor during your first semester?

Question type: Multiple choice

Number of responses: 286

Number of respondents: 315



| Answer | Count | Percent answer |
|--------------|-------|----------------|
| Yes | 185 | 58.7% |
| No | 101 | 32.1% |
| Not answered | 29 | 9.2% |