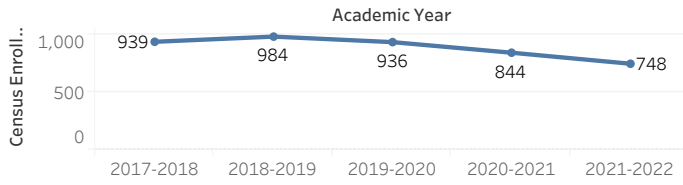
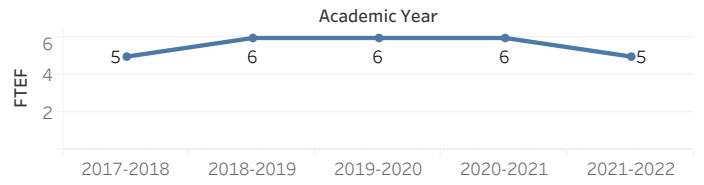


7A

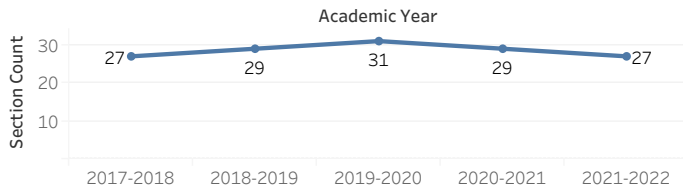
Enrollments



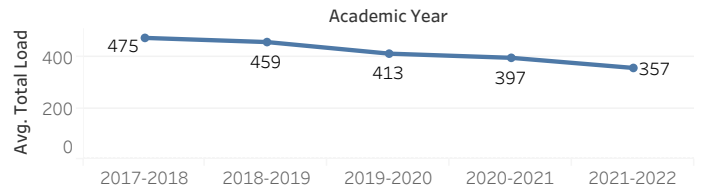
FTEF



Section Count

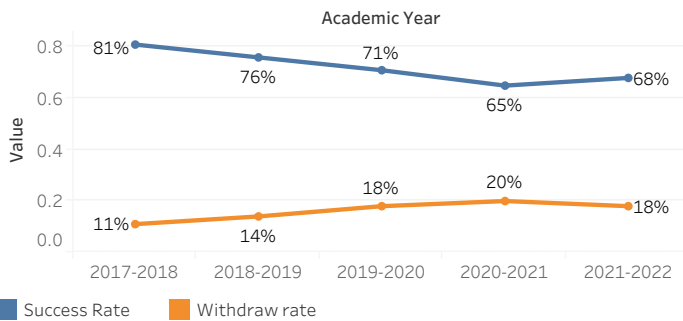


LOAD

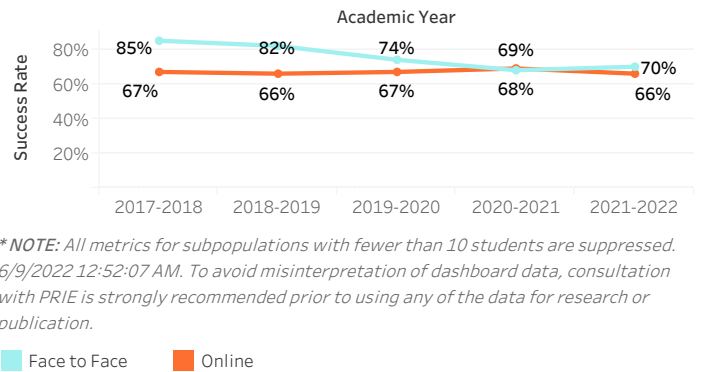


8C

Success and Withdraw Rate

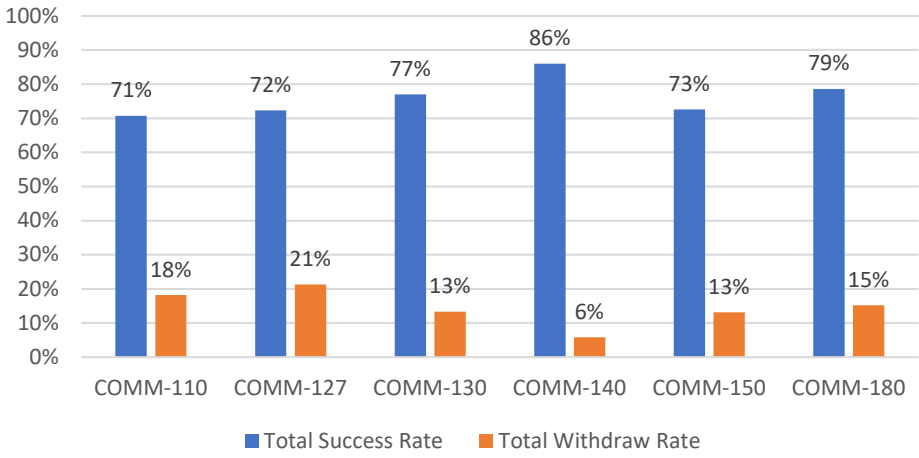


Success Rate Modality



*NOTE: All metrics for subpopulations with fewer than 10 students are suppressed. 6/9/2022 12:52:07 AM. To avoid misinterpretation of dashboard data, consultation with PRIE is strongly recommended prior to using any of the data for research or publication.

2017-2018 to 2021-2022



Department	DI Category	Disaggregation	Subpopulation	Gap
Communication	Access	First Gen	Not First Gen	8.6%
Communication	Access	Low Income	Not Low Income	9.9%
Communication	Success	Age	29-39	15.8%
Communication	Success	First Gen	First Gen	7.3%
Communication	Withdraws	Age	29-39	15.5%