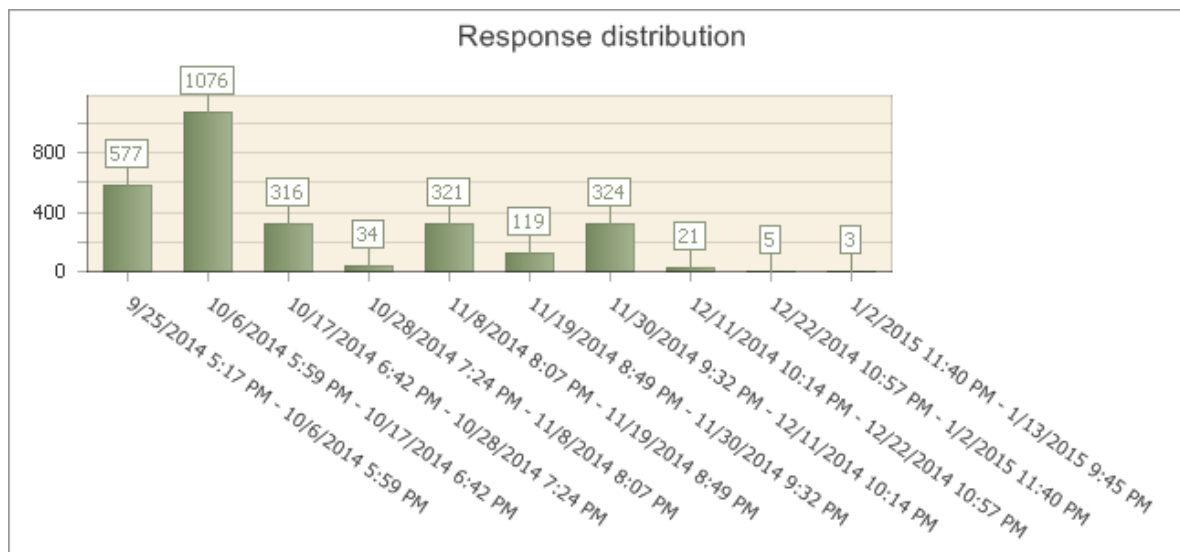




Summary of surveys in the report

Survey	# Pages	# Questions	Date opened	Date closed	Responses	# Complete responses
SMCCCD Fall 2014 Career Technical Education Survey	7	39	2/28/2013		2796	2572



1.

Response counts for survey ' SMCCCD Fall 2014 Career Technical Education Survey '

	Before filtering	After filtering
Partial responses (unique respondents)	224 (224)	13 (13)
Completed responses (unique respondents)	2572 (2572)	1054 (1054)

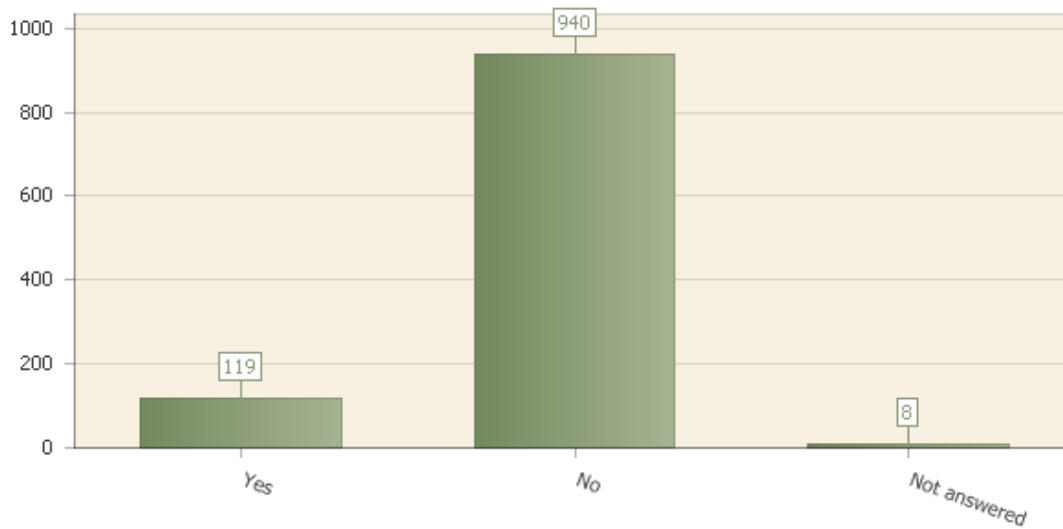
1.1. P2Q2

Are you a single parent with custody of a minor child?

Question type: Multiple choice

Number of responses: 1059

Number of respondents: 1067



Answer	Count	Percent answer
Yes	119	11.2%
No	940	88.1%
Not answered	8	0.7%

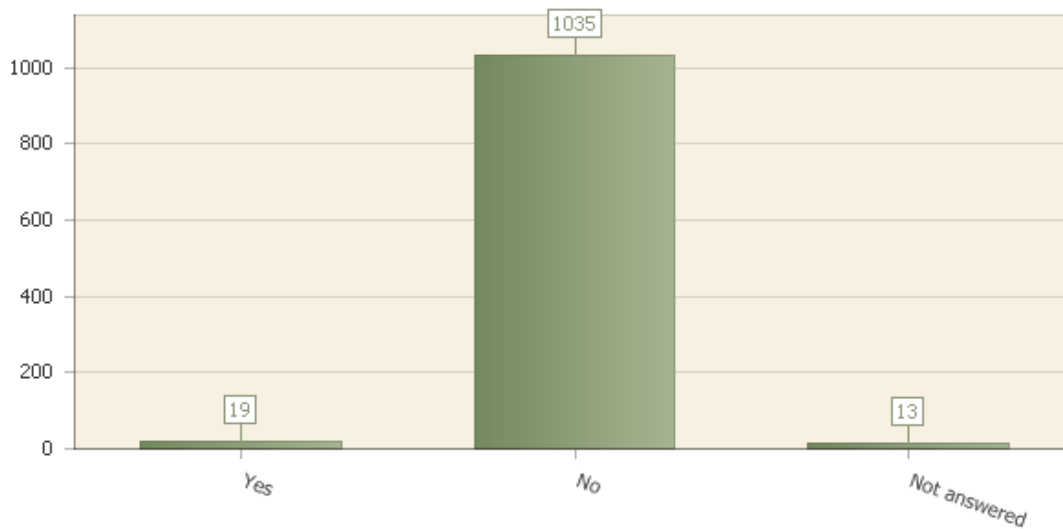
1.2. P2Q3

Are you a single pregnant woman attending the college to develop job skills?

Question type: Multiple choice

Number of responses: 1054

Number of respondents: 1067



Answer	Count	Percent answer
Yes	19	1.8%
No	1035	97.0%
Not answered	13	1.2%

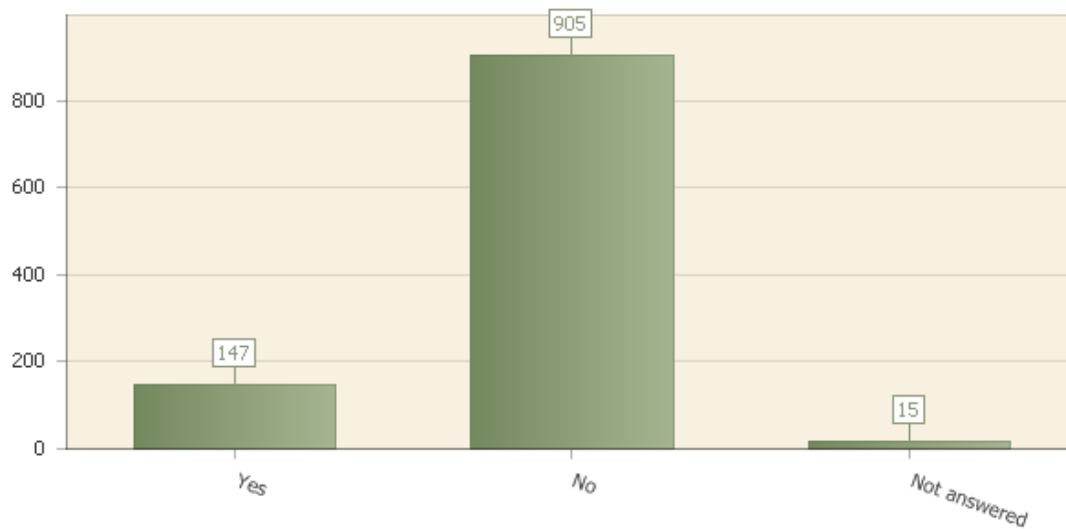
1.3. P2Q4

Are you a displaced homemaker attending the college to develop job skills?

Question type: Multiple choice

Number of responses: 1052

Number of respondents: 1067



Answer	Count	Percent answer
Yes	147	13.8%
No	905	84.8%
Not answered	15	1.4%

1.4. P2Q5

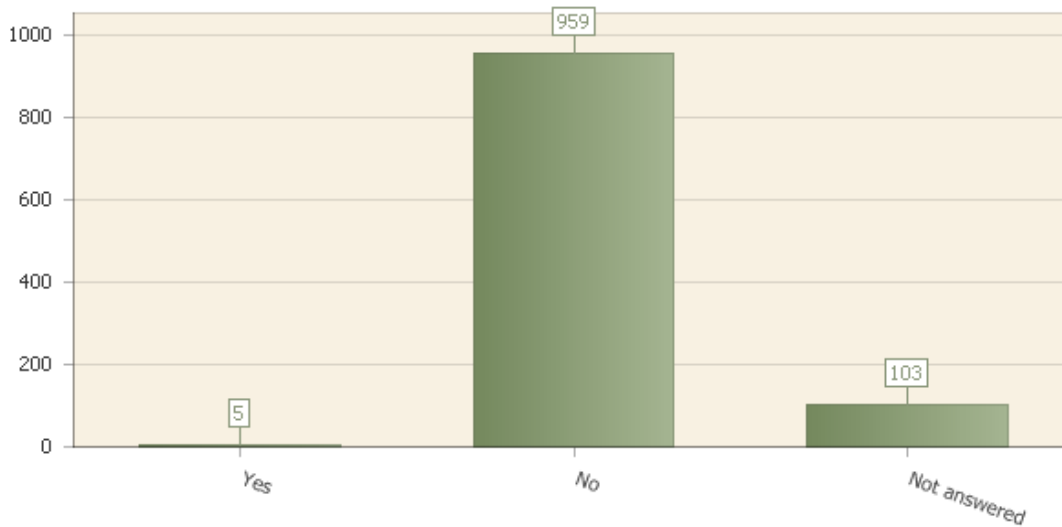
Are you currently receiving economic assistance from any of the following?

Question type: Matrix & Multimatrix

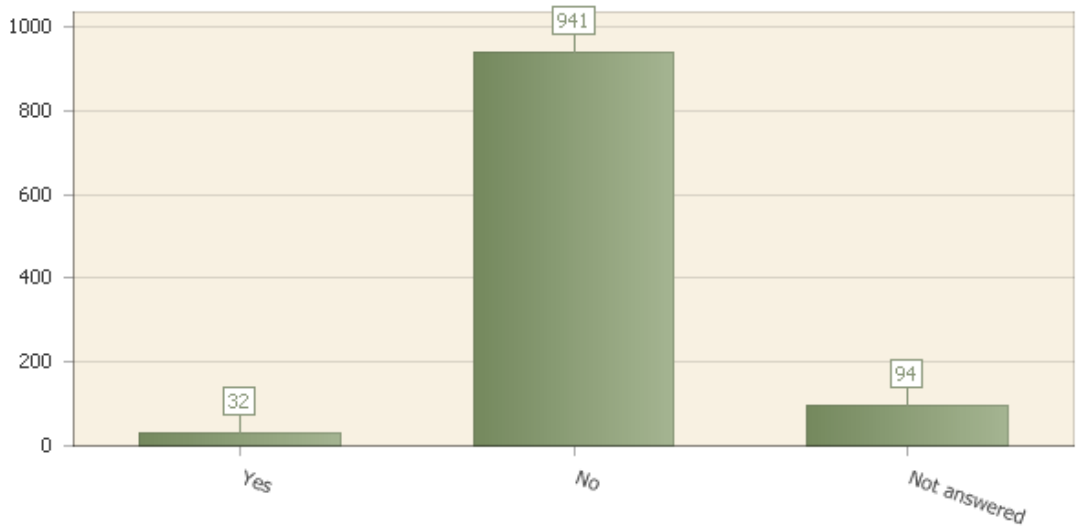
Number of responses: 1046

Number of respondents: 1067

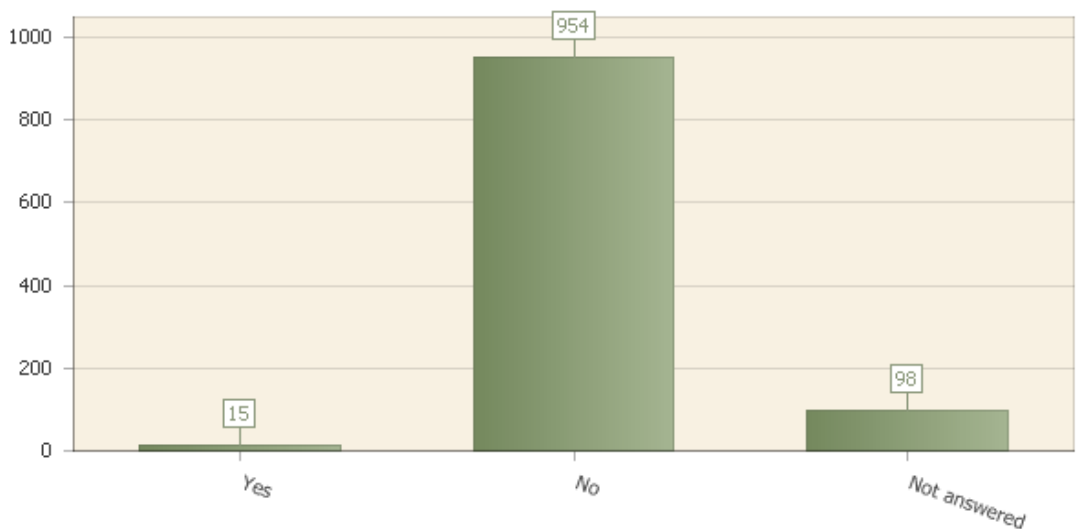
Workforce Investment Act



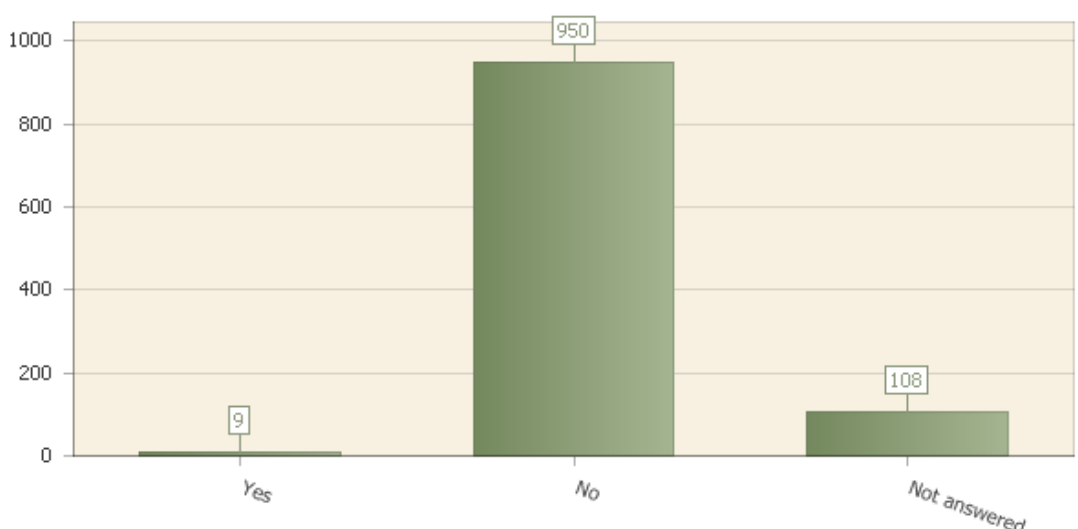
TANF/CalWORKS



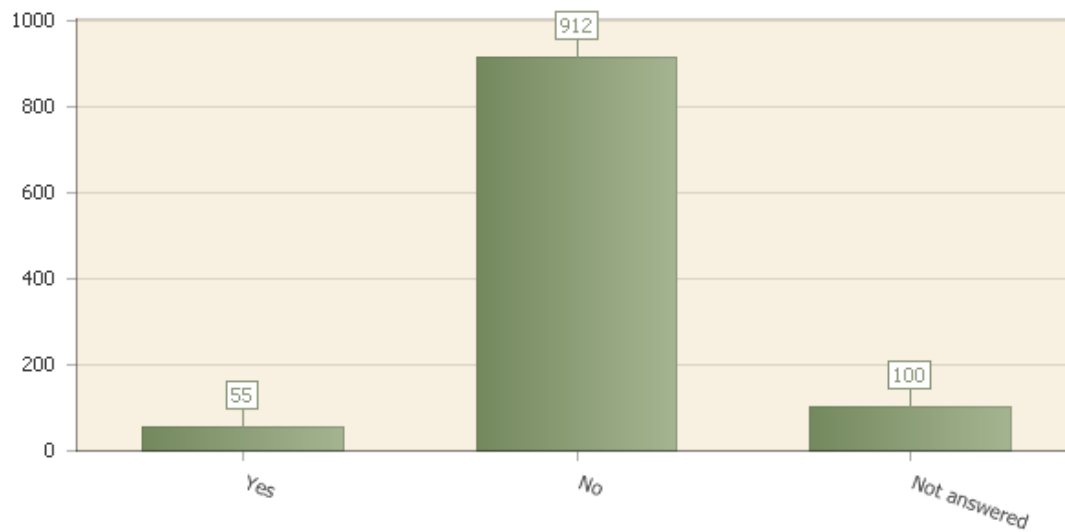
Supplemental Security Income (SSI)



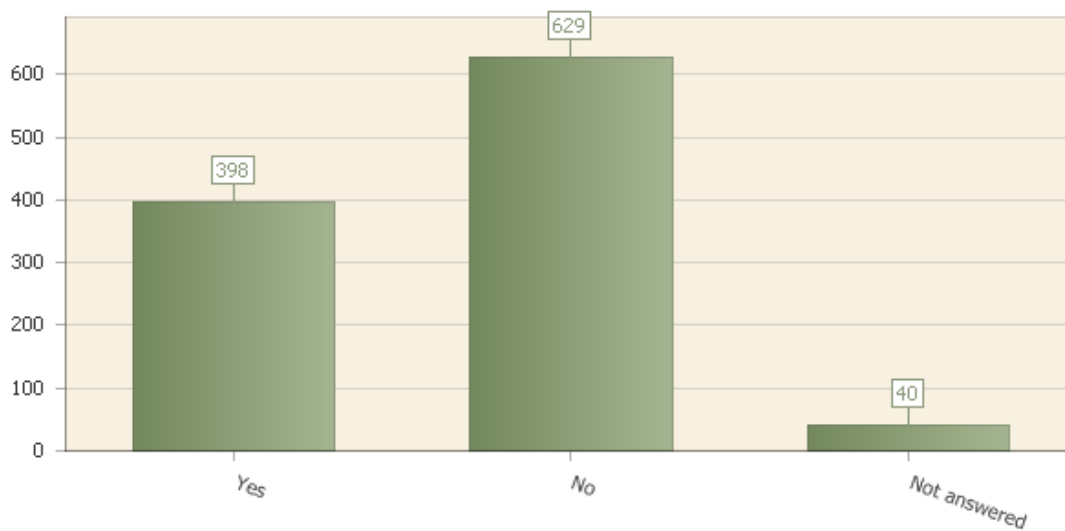
General Assistance (GA)



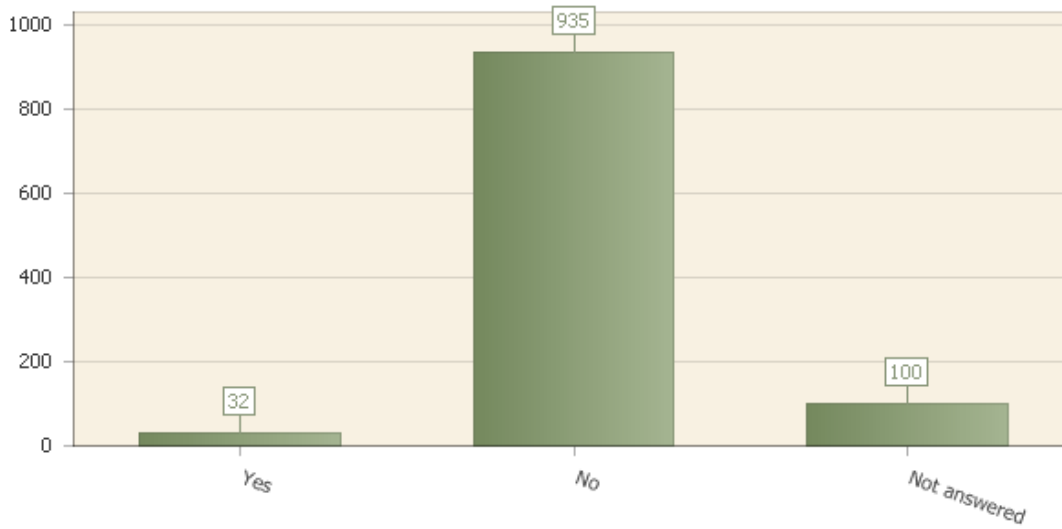
Extended Opportunity Program & Services (EOPS)



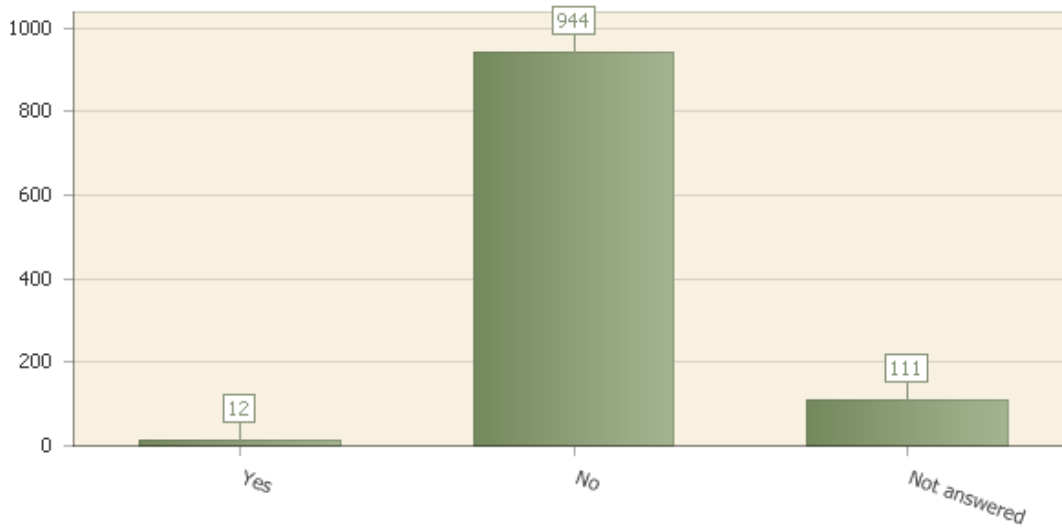
Financial Aid (Pell Grant, BOGG or other)



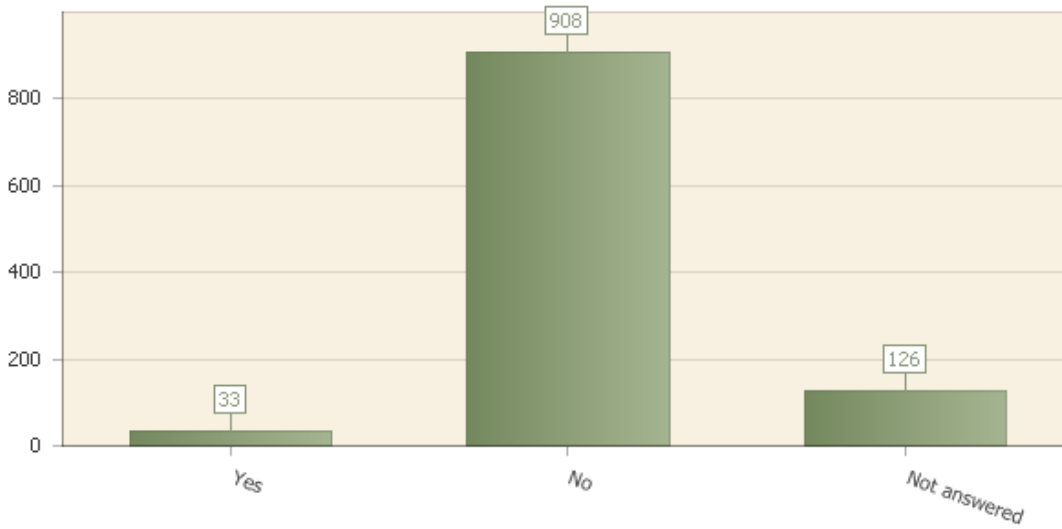
Section 8 Housing Assistance



Department of Rehabilitation








































Other forms of economic public assistance




















Matrix row	Not answered	Yes	No
Workforce Investment Act	103 (9.7%)	5 (0.5%)	959 (89.9%)
TANF/CalWORKS	94 (8.8%)	32 (3.0%)	941 (88.2%)
Supplemental Security Income (SSI)	98 (9.2%)	15 (1.4%)	954 (89.4%)
General Assistance (GA)	108 (10.1%)	9 (0.8%)	950 (89.0%)
Extended Opportunity Program & Services (EOPS)	100 (9.4%)	55 (5.2%)	912 (85.5%)
Financial Aid (Pell Grant, BOGG or other)	40 (3.7%)	398 (37.3%)	629 (59.0%)
Section 8 Housing Assistance	100 (9.4%)	32 (3.0%)	935 (87.6%)
Department of Rehabilitation	111 (10.4%)	12 (1.1%)	944 (88.5%)
Other forms of economic public assistance	126 (11.8%)	33 (3.1%)	908 (85.1%)

Comments

Date	Respondent	Answer
9/29/2014	Anonymous 	Transitional food stamps and child care assistance
9/29/2014	Anonymous 	food stamps
9/29/2014	Anonymous 	Cal foods
9/30/2014	Anonymous 	wic
9/30/2014	Anonymous 	Medical
10/1/2014	Anonymous 	Permanent disability receiving SSA/SSDI
10/1/2014	Anonymous 	snap
10/6/2014	Anonymous 	WIC
10/6/2014	Anonymous 	snap
10/7/2014	Anonymous 	Scholarships
10/7/2014	Anonymous 	Social Security checks every month (Father passed away)
10/7/2014	Anonymous 	none
10/7/2014	Anonymous 	Low income apartments. WIC
10/8/2014	Anonymous 	medical for families
10/8/2014	Anonymous 	Middle College

10/8/2014	Anonymous 	Financial Aid - Middle College
10/8/2014	Anonymous 	Financial Aid - Middle College
10/8/2014	Anonymous 	Department of Labor
10/8/2014	Anonymous 	Financial Aid--Middle College
10/8/2014	Anonymous 	Board of Governor's Fee Waiver
10/8/2014	Anonymous 	Middle College
10/8/2014	Anonymous 	Middle College
10/8/2014	Anonymous 	alimony
10/8/2014	Anonymous 	Children get free lunch at school
10/8/2014	Anonymous 	calfresh
10/8/2014	Anonymous 	food stamps
10/8/2014	Anonymous 	N/A
10/9/2014	Anonymous 	Free child care through City of Pacifica San Mateo county
10/9/2014	Anonymous 	WIC
10/9/2014	Anonymous 	CalFresh/Food Stamps
10/9/2014	Anonymous 	food pantry
10/9/2014	Anonymous 	Unemployment
10/9/2014	Anonymous 	Cal fresh
10/9/2014	Anonymous 	employer reimbursement
10/9/2014	Anonymous 	EDD
10/9/2014	Anonymous 	Waive
10/9/2014	Anonymous 	WIC program
10/9/2014	Anonymous	Wic Program

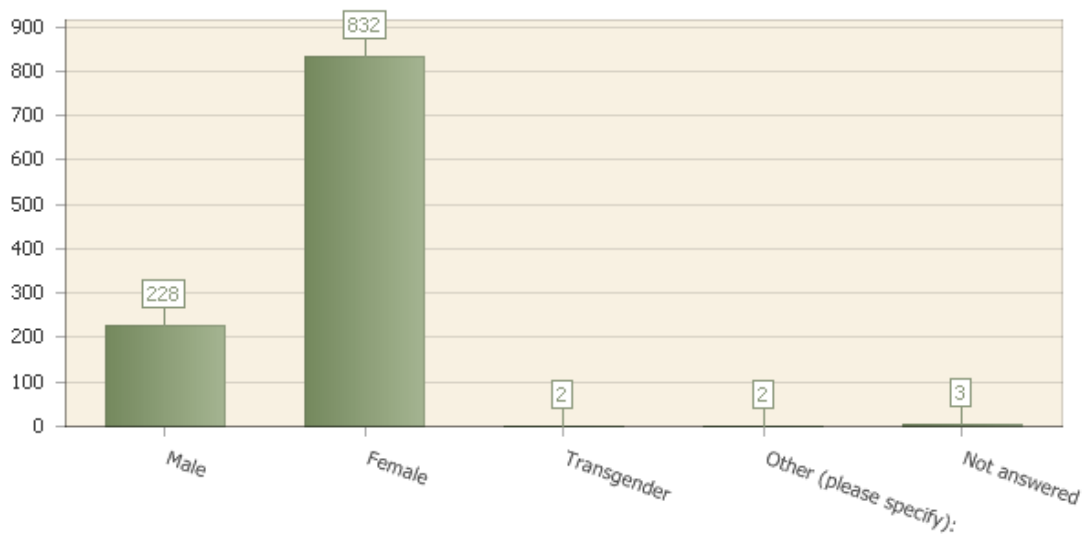
		
10/10/2014	Anonymous 	Medical
10/10/2014	Anonymous 	Unemployment
10/11/2014	Anonymous 	ssdi
10/13/2014	Anonymous 	Unemployment
10/14/2014	Anonymous 	MEDI-CAL
10/14/2014	Anonymous 	BOG fee waiver
10/14/2014	Anonymous 	WIC
10/14/2014	Anonymous 	social security death benifets
10/14/2014	Anonymous 	food stamps.
10/14/2014	Anonymous 	SASS SEQUOIA ADULT SCHOOL
10/21/2014	Anonymous 	no
10/29/2014	Anonymous 	CALFRESH
12/2/2014	Anonymous 	Extended Foster Care
12/7/2014	Anonymous 	medical - I have had cancer and qualify as permanently disable but refuse to accept that so I work for peanuts until I finish school. for now, I live at home with mom at the age of 47
12/8/2014	Anonymous 	BOGFW
12/10/2014	Anonymous 	Am loan

1.5. P2Q6With which gender group do you most commonly identify?

Question type: Multiple choice

Number of responses: 1064

Number of respondents: 1067



Answer	Count	Percent answer
Male	228	21.4%
Female	832	78.0%
Transgender	2	0.2%
Other (please specify):	2	0.2%
Not answered	3	0.3%

Textual answers

Date	Respondent	Answer
10/14/2014	Anonymous 	Androgynous

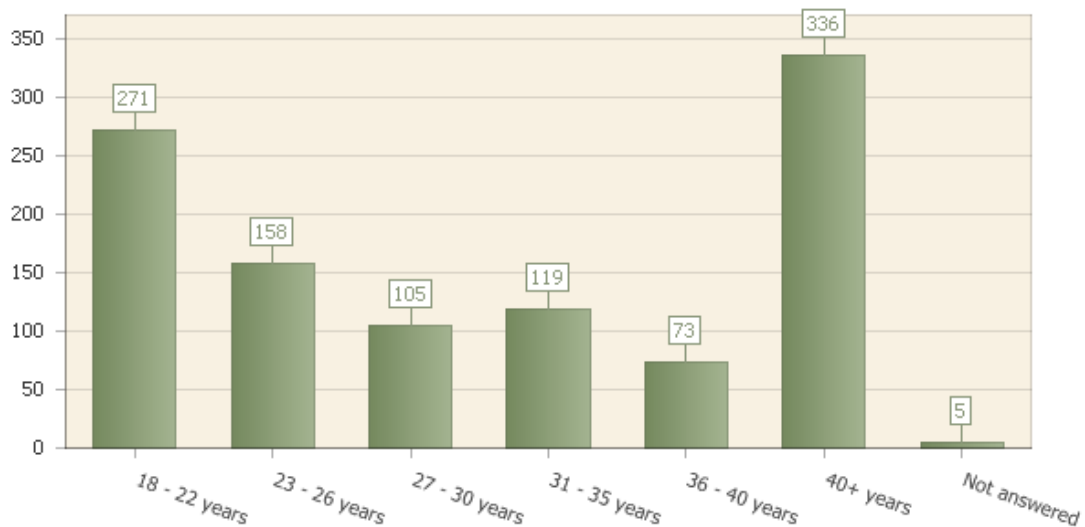
1.6. P2Q7

To which of the following age groups do you belong?

Question type: Multiple choice

Number of responses: 1062

Number of respondents: 1067



Answer	Count	Percent answer
--------	-------	----------------

18 - 22 years	271	25.4%
23 - 26 years	158	14.8%
27 - 30 years	105	9.8%
31 - 35 years	119	11.2%
36 - 40 years	73	6.8%
40+ years	336	31.5%
Not answered	5	0.5%

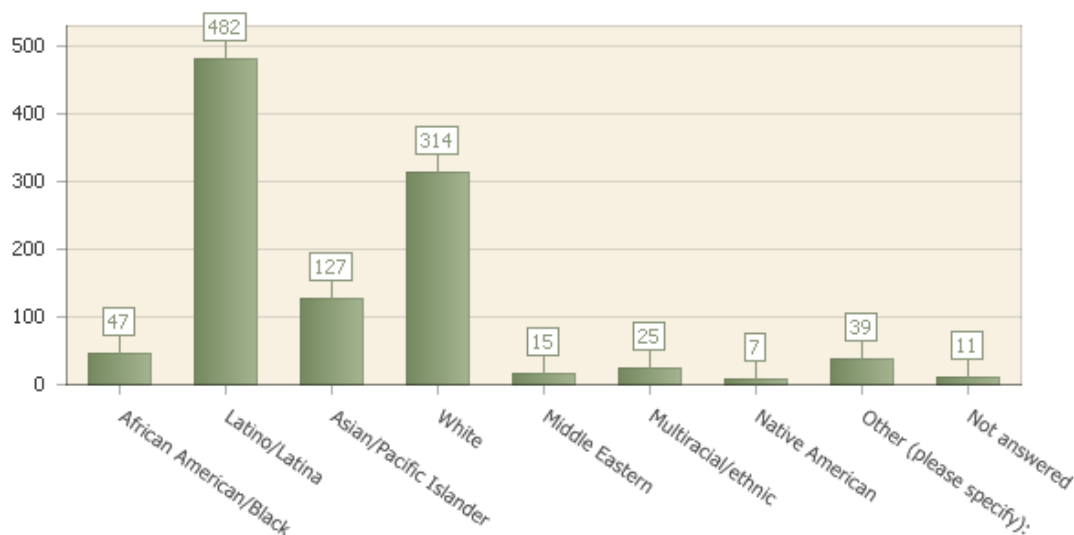
1.7. P2Q8

With which racial or ethnic group do you most commonly identify?

Question type: Multiple choice

Number of responses: 1056

Number of respondents: 1067



Answer	Count	Percent answer
African American/Black	47	4.4%
Latino/Latina	482	45.2%
Asian/Pacific Islander	127	11.9%
White	314	29.4%
Middle Eastern	15	1.4%
Multiracial/ethnic	25	2.3%
Native American	7	0.7%
Other (please specify):	39	3.7%
Not answered	11	1.0%

Textual answers

Date	Respondent	Answer
9/29/2014	Anonymous	European
9/30/2014	Anonymous	mixed

9/30/2014	Anonymous 	Brazilian
10/1/2014	Anonymous 	Filipino and Mexican
10/1/2014	Anonymous 	Middle Eastern
10/2/2014	Anonymous 	white, native american
10/2/2014	Anonymous 	Asian Indian
10/7/2014	Anonymous 	Half asian half european
10/7/2014	Anonymous 	indian
10/8/2014	Anonymous 	Moroccan
10/8/2014	Anonymous 	Filipino/White
10/8/2014	Anonymous 	Latina and Asian
10/8/2014	Anonymous 	why does this matter
10/8/2014	Anonymous 	im one of a kind
10/8/2014	Anonymous 	Im American
10/8/2014	Anonymous 	Mexican/American
10/9/2014	Anonymous 	Caucasian(lets be politically correct here)
10/9/2014	Anonymous 	Polish
10/9/2014	Anonymous 	Black and White
10/9/2014	Anonymous 	portugeese
10/9/2014	Anonymous 	decline to state
10/9/2014	Anonymous 	half black anf half white
10/10/2014	Anonymous 	Native Hawaiian/White/Native American
10/11/2014	Anonymous 	white/asian
10/14/2014	Anonymous 	multi ethnic
10/14/2014	Anonymous 	Middle eastern and Hispanic
10/15/2014	Anonymous 	South Asia
10/15/2014	Anonymous 	African American, Italian
10/20/2014	Anonymous 	Middle East
10/21/2014	Anonymous 	I don't like the question and prefer not to answer.
10/21/2014	Anonymous 	Indian- Hindu
10/23/2014	Anonymous 	Iranian
10/23/2014	Anonymous 	Brazilian
12/7/2014	Anonymous 	Caucasian!

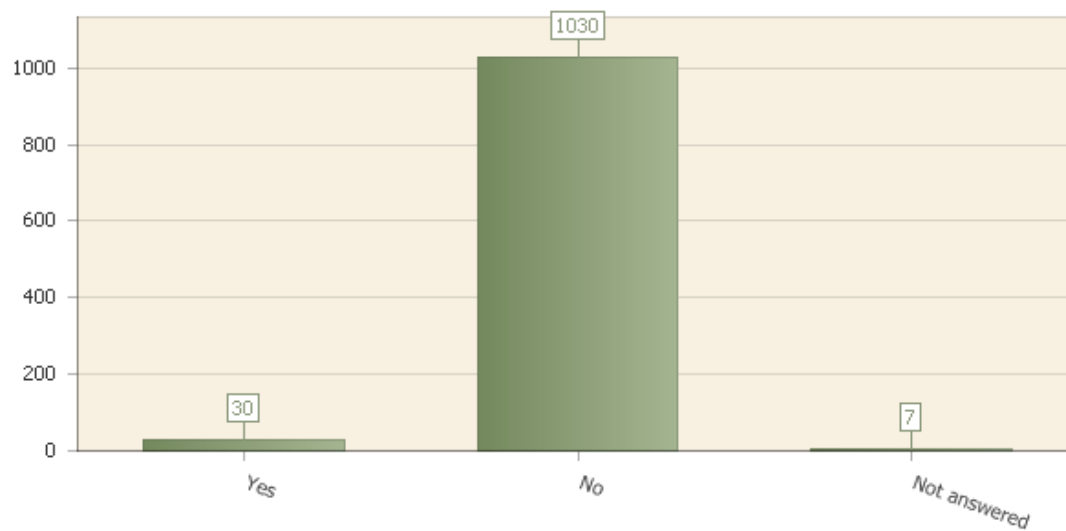
1.8. P2Q9

Are you an international student?

Question type: Multiple choice

Number of responses: 1060

Number of respondents: 1067



Answer	Count	Percent answer
Yes	30	2.8%
No	1030	96.5%
Not answered	7	0.7%

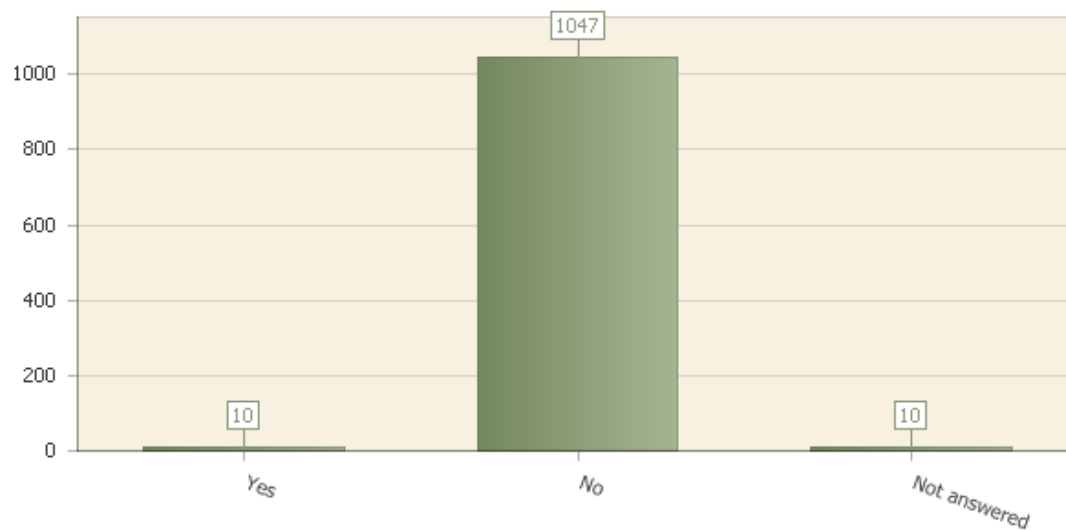
1.9. P2Q10

Are you a veteran of the armed forces?

Question type: Multiple choice

Number of responses: 1057

Number of respondents: 1067



Answer	Count	Percent answer
Yes	10	0.9%
No	1047	98.1%
Not answered	10	0.9%

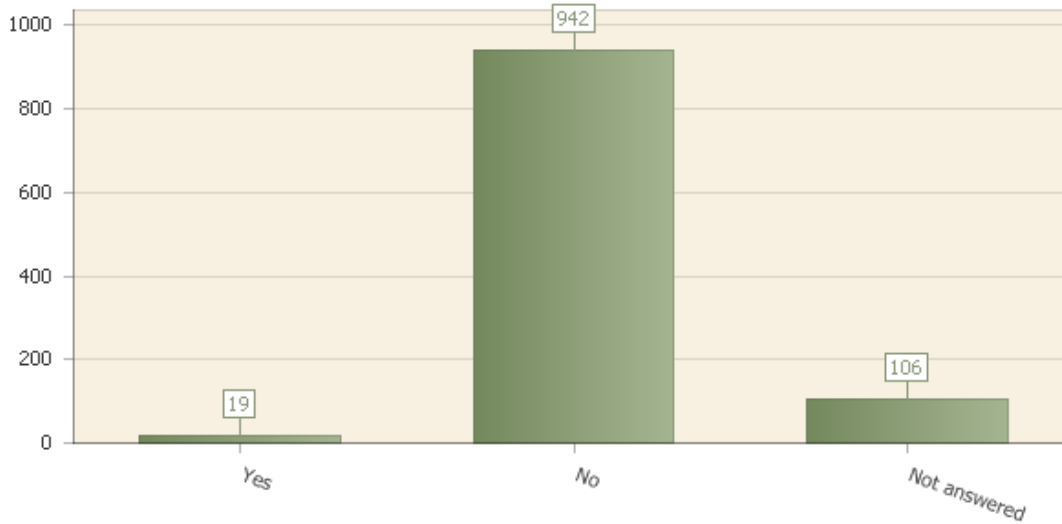
1.10. P2Q11

If so, are you receiving any benefits?

Question type: Multiple choice

Number of responses: 961

Number of respondents: 1067



Answer	Count	Percent answer
Yes	19	1.8%
No	942	88.3%
Not answered	106	9.9%

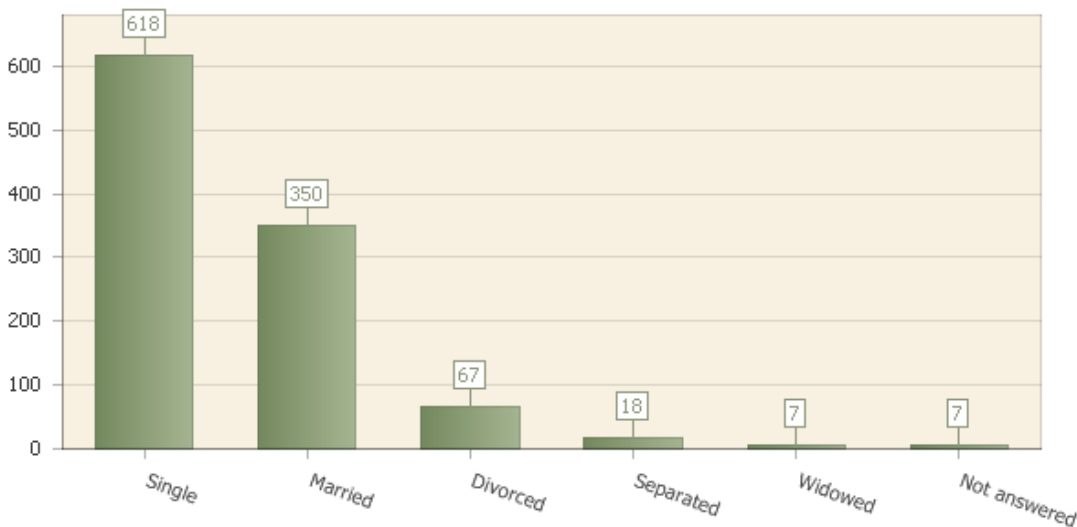
1.11. P3Q1

What is your marital status?

Question type: Multiple choice

Number of responses: 1060

Number of respondents: 1067



Answer	Count	Percent answer
Single	618	58.3%
Married	350	32.9%
Divorced	67	6.3%
Separated	18	1.7%
Widowed	7	0.7%
Not answered	7	0.7%

Single	618	57.9%
Married	350	32.8%
Divorced	67	6.3%
Separated	18	1.7%
Widowed	7	0.7%
Not answered	7	0.7%

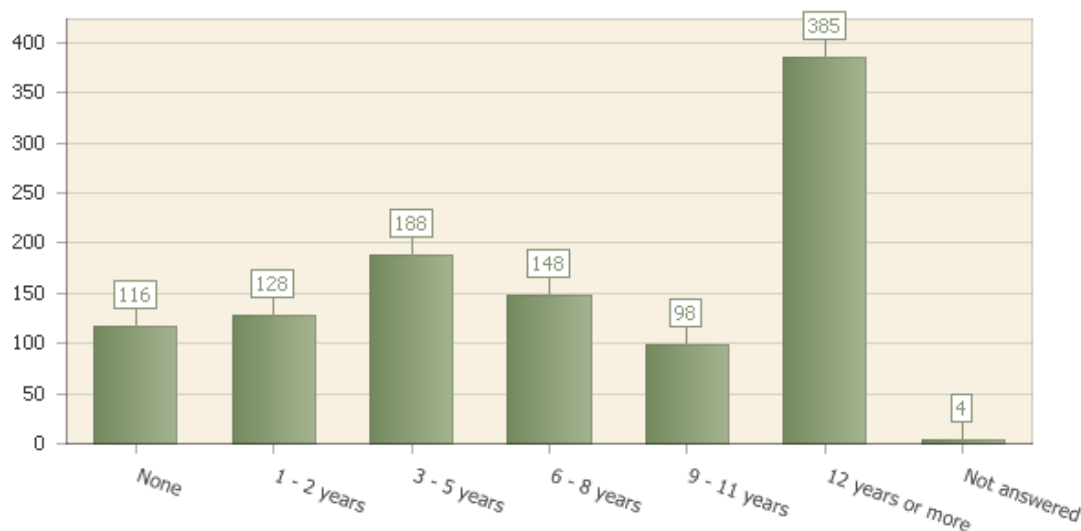
1.12. P3Q2

How many years of work experience do you have?

Question type: Multiple choice

Number of responses: 1063

Number of respondents: 1067



Answer	Count	Percent answer
None	116	10.9%
1 - 2 years	128	12.0%
3 - 5 years	188	17.6%
6 - 8 years	148	13.9%
9 - 11 years	98	9.2%
12 years or more	385	36.1%
Not answered	4	0.4%

1.13. P3Q3

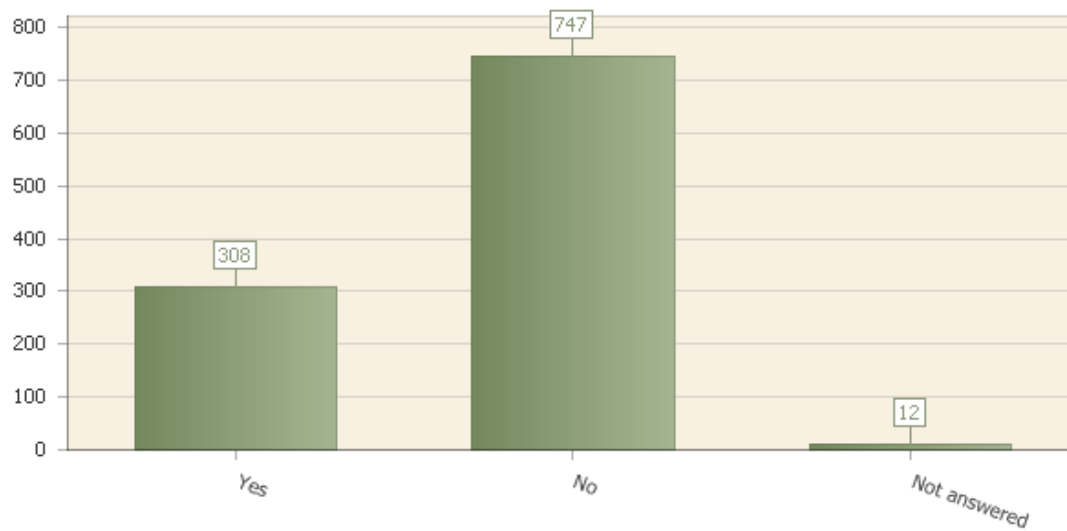
Please answer the following questions concerning employment:

Question type: Matrix & Multimatrix

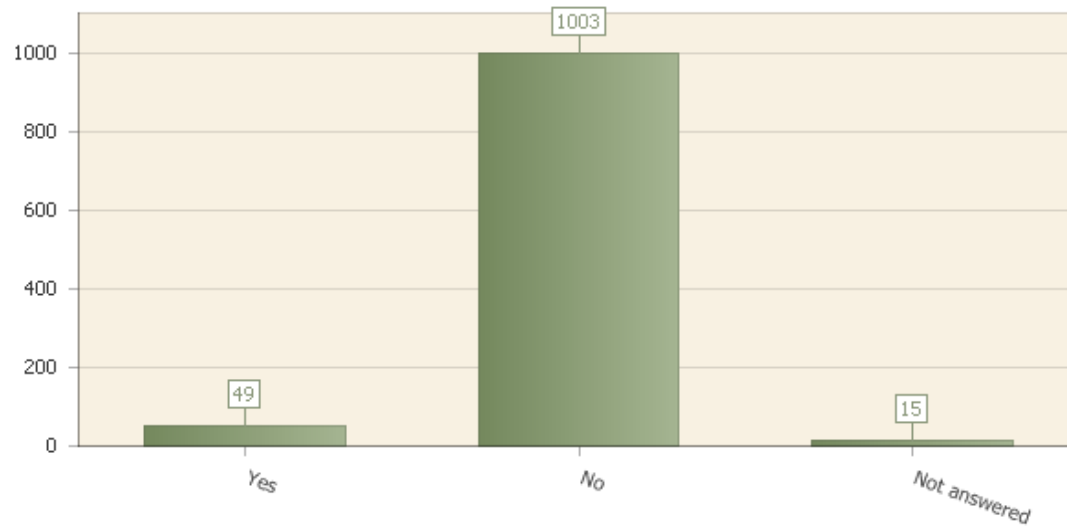
Number of responses: 1065

Number of respondents: 1067

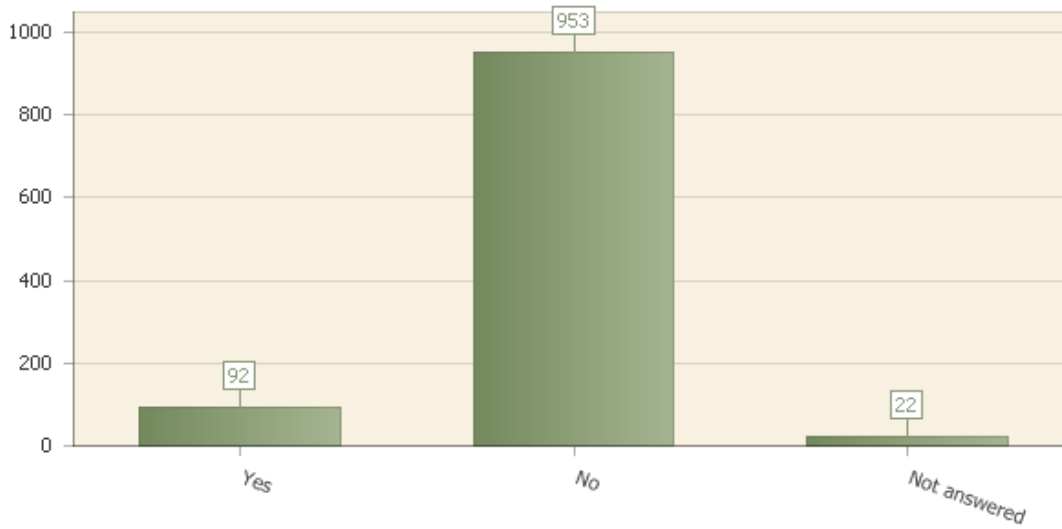
Have you spent more than one year outside of the job market in the last two years?



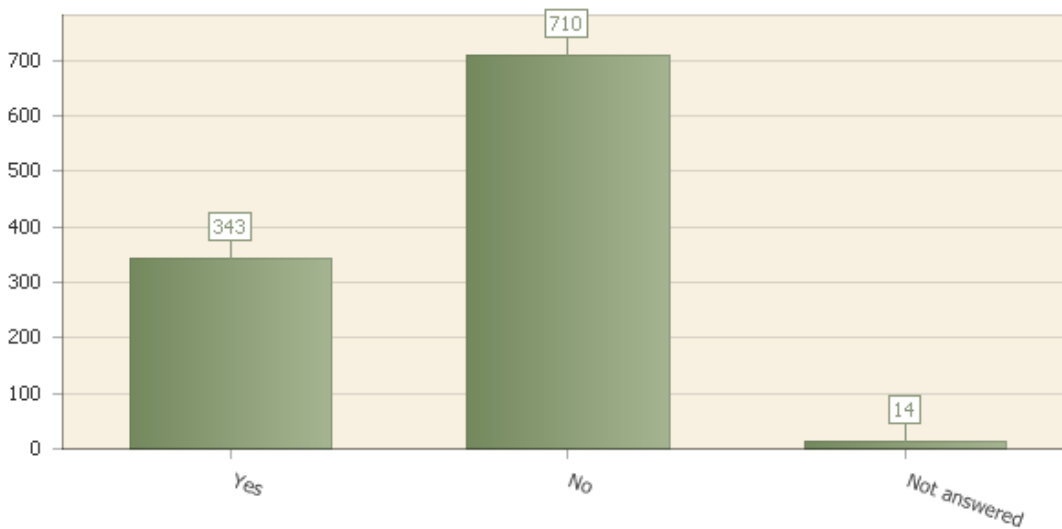
Have you been dependent on the public assistance of a relative (who is no longer able to support you)?



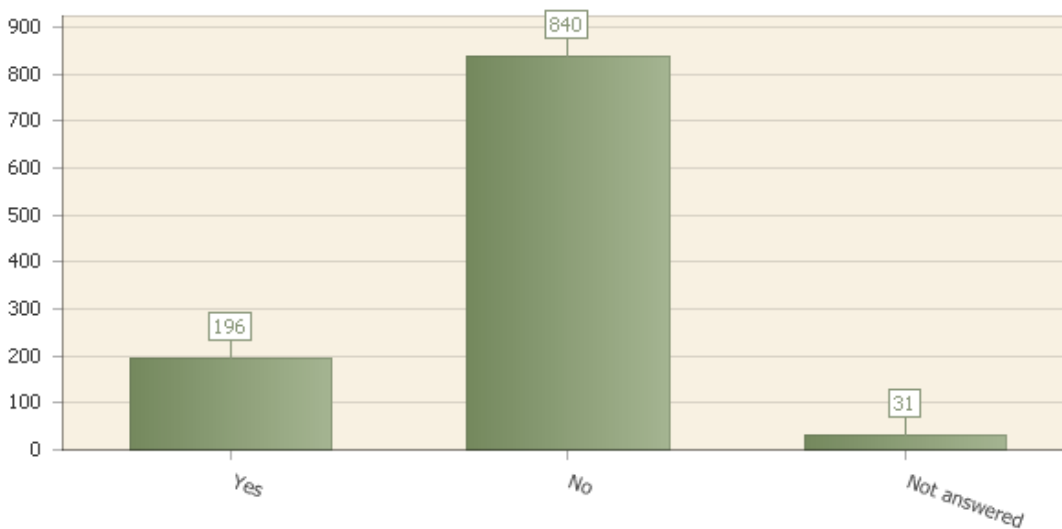
Have you been dependent on the income of a relative (who is no longer able to support you)?



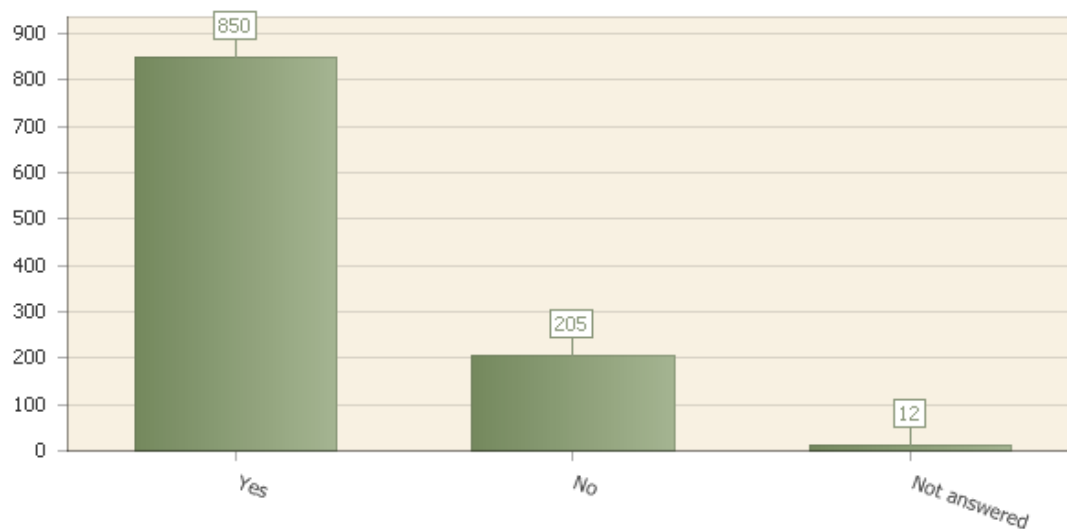
Are you unemployed?



Are you underemployed (working at a job/position that is less than your training or past employment level)?



Are you attending college to develop job skills?



Matrix row	Not answered	Yes	No
Have you spent more than one year outside of the job market in the last two years?	12 (1.1%)	308 (28.9%)	747 (70.0%)
Have you been dependent on the public assistance of a relative (who is no longer able to support you)?	15 (1.4%)	49 (4.6%)	1003 (94.0%)
Have you been dependent on the income of a relative (who is no longer able to support you)?	22 (2.1%)	92 (8.6%)	953 (89.3%)
Are you unemployed?	14 (1.3%)	343 (32.1%)	710 (66.5%)
Are you underemployed (working at a job/position that is less than your training or past employment level)?	31 (2.9%)	196 (18.4%)	840 (78.7%)
Are you attending college to develop job skills?	12 (1.1%)	850 (79.7%)	205 (19.2%)

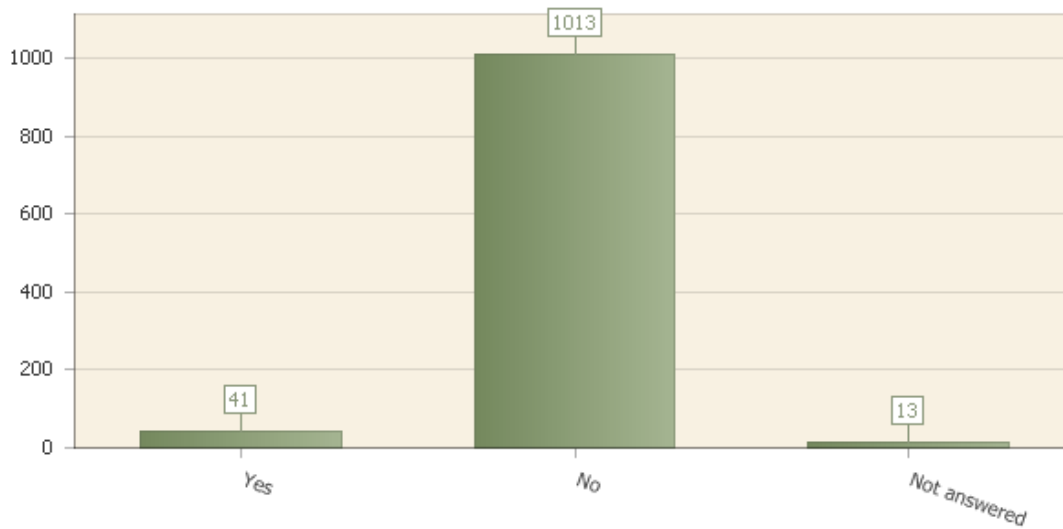
1.14. P4Q1

Are you currently receiving assistance from Disabled Students Programs & Services (DSPS) program on campus?

Question type: Multiple choice

Number of responses: 1054

Number of respondents: 1067



Answer	Count	Percent answer
Yes	41	3.8%
No	1013	94.9%
Not answered	13	1.2%

1.15. P4Q2

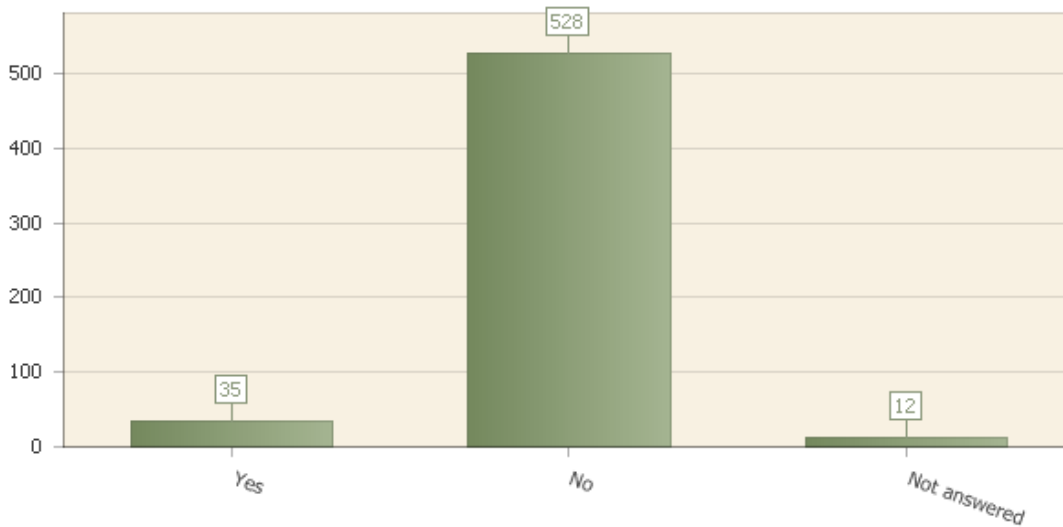
If you are not currently receiving assistance, do you require assistance from Disabled Students Programs & Services (DSPS)?

Question type: Multiple choice

Number of responses: 1055

Number of 'not applicable': 492

Number of respondents: 1067



Answer	Count	Percent answer
Yes	35	6.1%
No	528	91.8%
Not answered	12	2.1%

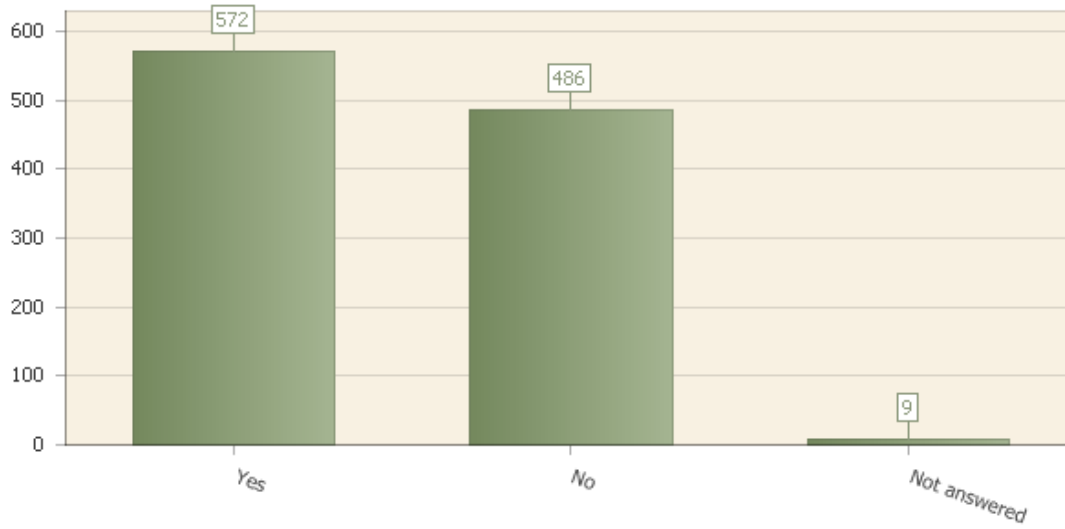
1.16. P4Q3

Is English your first language?

Question type: Multiple choice

Number of responses: 1058

Number of respondents: 1067



Answer	Count	Percent answer
Yes	572	53.6%
No	486	45.5%
Not answered	9	0.8%

1.17. P4Q4

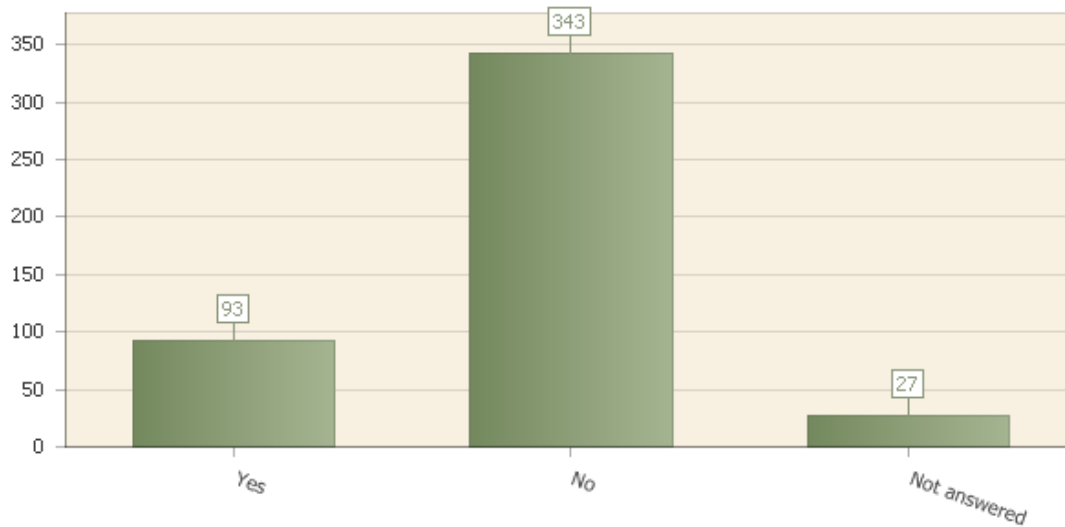
If English is not your first language, are you receiving assistance in English?

Question type: Multiple choice

Number of responses: 1040

Number of 'not applicable': 604

Number of respondents: 1067



Answer	Count	Percent answer
Yes	93	20.1%

No	343	74.1%
Not answered	27	5.8%

1.18. P4Q5

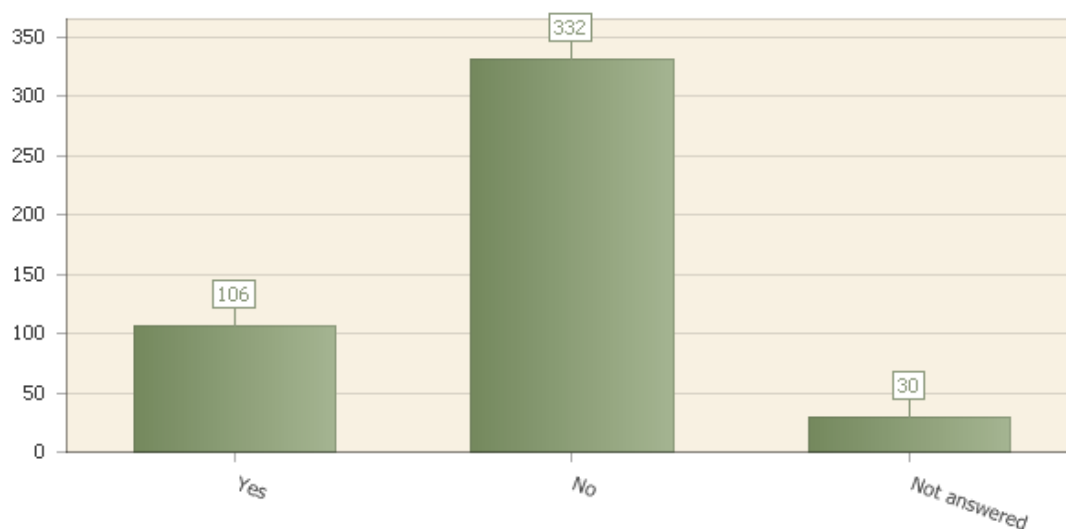
If English is not your first language and you are not currently receiving assistance, would you like to receive assistance in English?

Question type: Multiple choice

Number of responses: 1037

Number of 'not applicable': 599

Number of respondents: 1067



Answer	Count	Percent answer
Yes	106	22.6%
No	332	70.9%
Not answered	30	6.4%

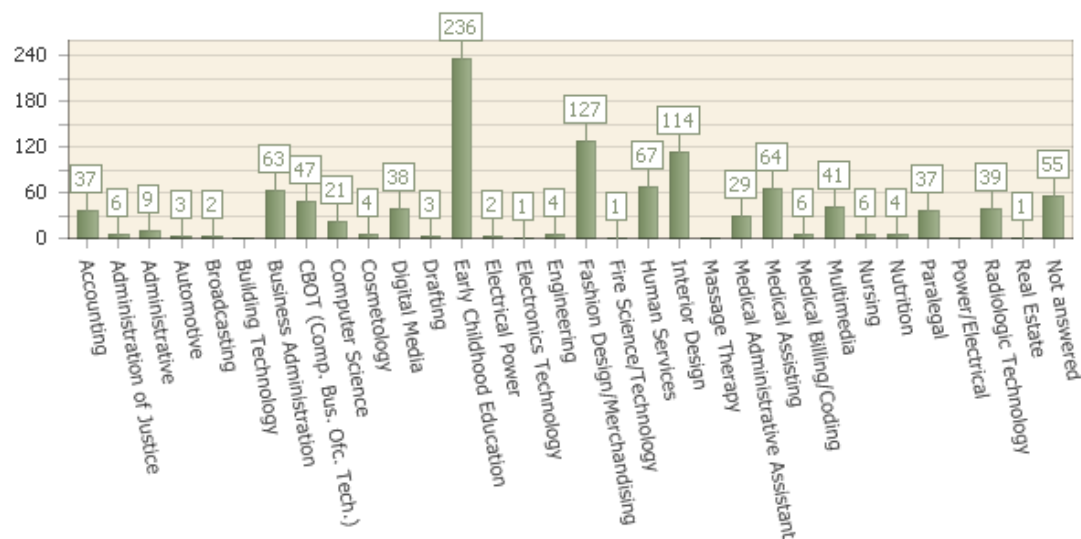
1.19. P5Q1

What is the career technical education (vocational) program in which you are enrolled?

Question type: Multiple choice

Number of responses: 1012

Number of respondents: 1067



Answer	Count	Percent answer
Accounting	37	3.5%
Administration of Justice	6	0.6%
Administrative	9	0.8%
Automotive	3	0.3%
Broadcasting	2	0.2%
Building Technology	0	0%
Business Administration	63	5.9%
CBOT (Comp. Bus. Ofc. Tech.)	47	4.4%
Computer Science	21	2.0%
Cosmetology	4	0.4%
Digital Media	38	3.6%
Drafting	3	0.3%
Early Childhood Education	236	22.1%
Electrical Power	2	0.2%
Electronics Technology	1	0.1%
Engineering	4	0.4%
Fashion Design/Merchandising	127	11.9%
Fire Science/Technology	1	0.1%
Human Services	67	6.3%
Interior Design	114	10.7%
Massage Therapy	0	0%
Medical Administrative Assistant	29	2.7%
Medical Assisting	64	6.0%
Medical Billing/Coding	6	0.6%
Multimedia	41	3.8%
Nursing	6	0.6%

Nutrition	4	0.4%
Paralegal	37	3.5%
Power/Electrical	0	0%
Radiologic Technology	39	3.7%
Real Estate	1	0.1%
Not answered	55	5.2%

1.20. P5Q2



If you are enrolled in another program, please specify it here:












Question type: Open ended



































Number of responses: 157



































Number of respondents: 1067


















Not answered: 910

Date	Respondent	Answer
9/28/2014	Anonymous 	Business/Marketing
9/29/2014	Anonymous 	College for Working Adults
9/29/2014	Anonymous 	Human Services
9/29/2014	Anonymous 	no
9/29/2014	Anonymous 	Multimedia Art and technology
9/29/2014	Anonymous 	human services
9/29/2014	Anonymous 	Human Services
9/29/2014	Anonymous 	psychology
9/30/2014	Anonymous 	Fashion Design/Merchandising
9/30/2014	Anonymous 	n/a
9/30/2014	Anonymous 	Allied Health
9/30/2014	Anonymous 	Fitness
9/30/2014	Anonymous 	Accounting
9/30/2014	Anonymous 	ESL
9/30/2014	Anonymous 	ESL
9/30/2014	Anonymous 	no
9/30/2014	Anonymous 	Honors Program
9/30/2014	Anonymous 	Early Childhood Education
9/30/2014	Anonymous 	ESL CLASSES
9/30/2014	Anonymous 	english 924
9/30/2014	Anonymous 	Speech Pathology
9/30/2014	Anonymous 	psychology
10/1/2014		Human Service

	Anonymous	
10/1/2014	Anonymous 	Business Administration
10/1/2014	Anonymous 	Undecided at this time. Returning to school (since 1998)
10/1/2014	Anonymous 	Sociology
10/1/2014	Anonymous 	Cbot
10/2/2014	Anonymous 	esl
10/6/2014	Anonymous 	n/a
10/6/2014	Anonymous 	CAA
10/6/2014	Anonymous 	no
10/6/2014	Anonymous 	no
10/7/2014	Anonymous 	N/A
10/7/2014	Anonymous 	HMSV Patient Navigator Program
10/7/2014	Anonymous 	NA
10/7/2014	Anonymous 	Studio Art
10/7/2014	Anonymous 	na
10/7/2014	Anonymous 	Patient Navigation Program
10/7/2014	Anonymous 	None
10/7/2014	Anonymous 	none
10/7/2014	Anonymous 	PCN
10/7/2014	Anonymous 	3D Graphics/Animation
10/7/2014	Anonymous 	Accounting and Animation
10/7/2014	Anonymous 	Interior Design
10/7/2014	Anonymous 	N/A
10/8/2014	Anonymous 	n/a
10/8/2014	Anonymous 	N/A
10/8/2014	Anonymous 	no
10/8/2014	Anonymous 	Middle College
10/8/2014	Anonymous 	Middle College
10/8/2014	Anonymous 	middle college
10/8/2014	Anonymous 	Painting 1
10/8/2014	Anonymous 	middle college
10/8/2014	Anonymous 	Middle College
10/8/2014	Anonymous 	Intro to computer graphics
10/8/2014	Anonymous 	Web design

10/8/2014	Anonymous 	middle college
10/8/2014	Anonymous 	Managerial Economics
10/8/2014	Anonymous 	Animation & Comp. Graphics
10/8/2014	Anonymous 	Business Administration
10/8/2014	Anonymous 	Sociology
10/8/2014	Anonymous 	Business Management
10/8/2014	Anonymous 	Psychology
10/8/2014	Anonymous 	N/A
10/8/2014	Anonymous 	none
10/8/2014	Anonymous 	no
10/8/2014	Anonymous 	n/a
10/8/2014	Anonymous 	EMT-at foothill
10/8/2014	Anonymous 	no
10/9/2014	Anonymous 	no specific program
10/9/2014	Anonymous 	no
10/9/2014	Anonymous 	Multimedia arts
10/9/2014	Anonymous 	Middle College
10/9/2014	Anonymous 	Middle College
10/9/2014	Anonymous 	N/A
10/9/2014	Anonymous 	ECE
10/9/2014	Anonymous 	Personal enrichment with a Fashion Illustration course.
10/9/2014	Anonymous 	Middle College
10/9/2014	Anonymous 	Animation
10/9/2014	Anonymous 	interior design
10/9/2014	Anonymous 	peralegal
10/9/2014	Anonymous 	PCN
10/9/2014	Anonymous 	patient navigator
10/9/2014	Anonymous 	Will be ECE
10/9/2014	Anonymous 	Patient Nagivator
10/9/2014	Anonymous 	human services
10/9/2014	Anonymous 	Environmental Science
10/9/2014	Anonymous 	Finish Pass Certificate and General Office Canada College
10/9/2014	Anonymous 	completed Paralegal Program
10/9/2014	Anonymous 	Early Childhood Education

10/9/2014	Anonymous 	Humans Services
10/9/2014	Anonymous 	ESL911
10/9/2014	Anonymous 	ESL 921ENGLISH
10/9/2014	Anonymous 	921
10/9/2014	Anonymous 	ESL921 ENGLISH
10/9/2014	Anonymous 	ESL 921
10/9/2014	Anonymous 	921
10/10/2014	Anonymous 	ECE classes
10/10/2014	Anonymous 	CWA
10/10/2014	Anonymous 	ART HISTORY
10/10/2014	Anonymous 	College For Working Adults
10/11/2014	Anonymous 	english
10/11/2014	Anonymous 	N/A
10/11/2014	Anonymous 	past: Dental Assistant
10/11/2014	Anonymous 	Early Childhood Education
10/11/2014	Anonymous 	Marketing
10/12/2014	Anonymous 	Spanish AS and Latin American Studies AS
10/13/2014	Anonymous 	NONE
10/13/2014	Anonymous 	none
10/13/2014	Anonymous 	AA Spanish Degree
10/13/2014	Anonymous 	NONE
10/13/2014	Anonymous 	medical
10/14/2014	Anonymous 	ESL
10/14/2014	Anonymous 	N/A
10/14/2014	Anonymous 	n/a
10/14/2014	Anonymous 	child development
10/14/2014	Anonymous 	N/A
10/14/2014	Anonymous 	no
10/14/2014	Anonymous 	none
10/14/2014	Anonymous 	ESI
10/14/2014	Anonymous 	ESL
10/14/2014	Anonymous 	esl
10/14/2014	Anonymous 	ESL
10/15/2014	Anonymous 	Art

10/15/2014	Anonymous 	a2b
10/15/2014	Anonymous 	N/A
10/16/2014	Anonymous 	General Education
10/16/2014	Anonymous 	n/a
10/17/2014	Anonymous 	no
10/20/2014	Anonymous 	Accounting
10/20/2014	Anonymous 	Middle College
10/20/2014	Anonymous 	architecture
10/20/2014	Anonymous 	Real Estate
10/21/2014	Anonymous 	BOTO
10/21/2014	Anonymous 	None
10/22/2014	Anonymous 	none
10/23/2014	Anonymous 	patient navigator
10/29/2014	Anonymous 	Hospitality and Tourism
10/29/2014	Anonymous 	N/A
10/31/2014	Anonymous 	engineering
11/17/2014	Anonymous 	College for Working Adults
12/2/2014	Anonymous 	No
12/2/2014	Anonymous 	AA in Kinesiology
12/3/2014	Anonymous 	kinesiology
12/3/2014	Anonymous 	degree/psychology
12/3/2014	Anonymous 	Allied Health
12/7/2014	Anonymous 	Drama
12/7/2014	Anonymous 	computer science
12/7/2014	Anonymous 	cbot
12/7/2014	Anonymous 	Business Management, Small Business/ Entrepreneurship
12/8/2014	Anonymous 	Economics
12/8/2014	Anonymous 	Telecommunications or Network Engineering
12/9/2014	Anonymous 	Medical Assisting
12/9/2014	Anonymous 	Allied Health
12/10/2014	Anonymous 	Allied Health
12/11/2014	Anonymous 	Fashion
12/11/2014	Anonymous 	not enrolled in any program

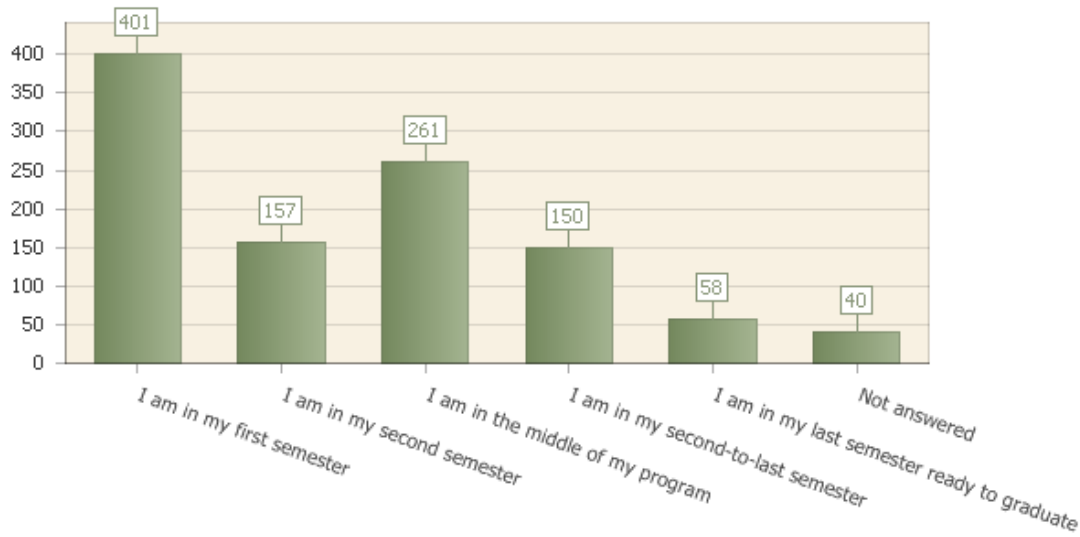
1.21. P5Q3

How far along are you in your program?

Question type: Multiple choice

Number of responses: 1027

Number of respondents: 1067



Answer	Count	Percent answer
I am in my first semester	401	37.6%
I am in my second semester	157	14.7%
I am in the middle of my program	261	24.5%
I am in my second-to-last semester	150	14.1%
I am in my last semester ready to graduate	58	5.4%
Not answered	40	3.7%

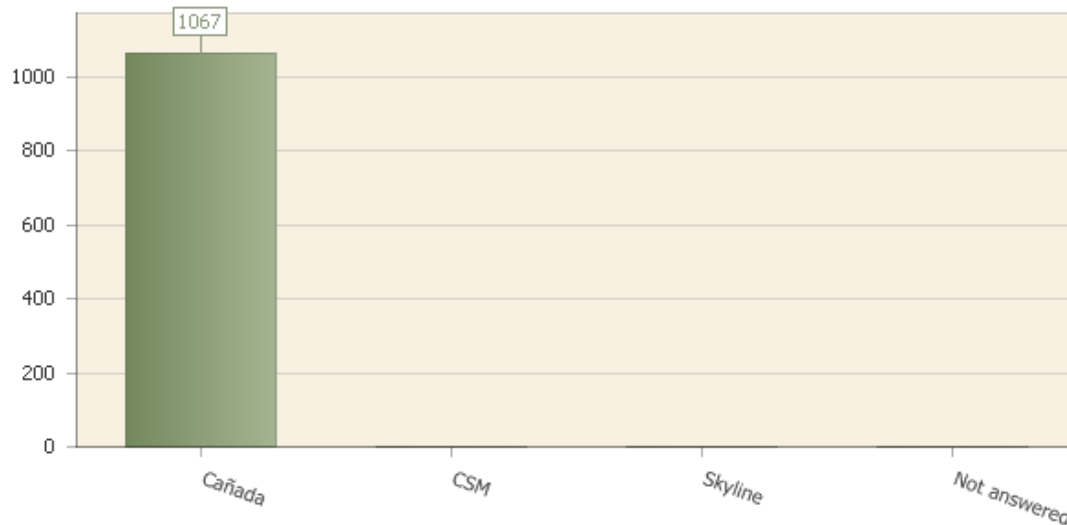
1.22. P5Q4

I am taking the majority of my classes at:

Question type: Multiple choice

Number of responses: 1067

Number of respondents: 1067



Answer	Count	Percent answer
Cañada	1067	100.0%
CSM	0	0%
Skyline	0	0%
Not answered	0	0%

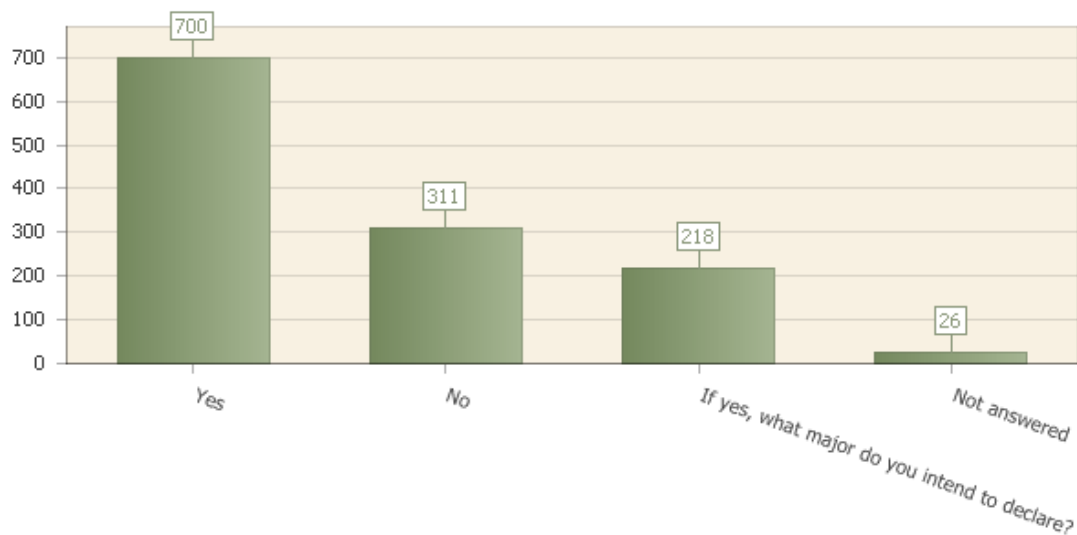
1.23. P5Q5

Do you intend to declare a major within this program?

Question type: Multiple choice

Number of responses: 1041



































Number of respondents: 1067





























































Answer	Count	Percent answer
Yes	700	65.6%
No	311	29.1%
If yes, what major do you intend to declare?	218	20.4%
Not answered	26	2.4%

Textual answers



































Date	Respondent	Answer
9/27/2014	Anonymous	human services
9/27/2014	Anonymous	Certificate in Patient Care Navigtor
9/27/2014	Anonymous	computer
9/27/2014	Anonymous	Human Services
9/27/2014	Anonymous	Paralegal Studies
9/29/2014	Anonymous	Paralegal
9/29/2014	Anonymous	Not sure
9/29/2014	Anonymous	Human Services can help me with my Criminal Justice in the long run.






9/29/2014	Anonymous 	Human / Social Services
9/29/2014	Anonymous 	AA Degree
9/29/2014	Anonymous 	Human Services
9/29/2014	Anonymous 	human services
9/29/2014	Anonymous 	human services
9/29/2014	Anonymous 	Human Serv ices
9/29/2014	Anonymous 	human services
9/29/2014	Anonymous 	Human Services AA/BA
9/29/2014	Anonymous 	Education in K-8 with a specialization in working with children with Special Needs
9/29/2014	Anonymous 	x-ray tech
9/29/2014	Anonymous 	nursing
9/30/2014	Anonymous 	Already specified above under Question #1 (Page 5). Answer noted: Paralegal
9/30/2014	Anonymous 	An associates in Paralegal Studies
9/30/2014	Anonymous 	Forensic Science
9/30/2014	Anonymous 	Accounting
9/30/2014	Anonymous 	International Business Adm.
9/30/2014	Anonymous 	nursing
9/30/2014	Anonymous 	Human Services
9/30/2014	Anonymous 	ECE/CD
9/30/2014	Anonymous 	Still figuring it out but I have an idea
9/30/2014	Anonymous 	ECE
9/30/2014	Anonymous 	ECE
10/1/2014	Anonymous 	business marketing
10/1/2014	Anonymous 	I am thinking of majoring in Child Education adn minoring in Business
10/1/2014	Anonymous 	Communications
10/1/2014	Anonymous 	unknow for now
10/1/2014	Anonymous 	AA/AS
10/1/2014	Anonymous 	A.A degree in Buisness Admin
10/1/2014	Anonymous 	medical assistant
10/1/2014	Anonymous 	unsure
10/1/2014	Anonymous 	Accounting
10/2/2014	Anonymous 	Interior Design
10/2/2014	Anonymous 	Interior Design
10/2/2014	Anonymous 	Interior design






10/6/2014	Anonymous 	Forensic Science
10/6/2014	Anonymous 	not sure yet
10/6/2014	Anonymous 	Medical Assisting AA
10/6/2014	Anonymous 	Medical Administrative assistant
10/6/2014	Anonymous 	Nursing
10/6/2014	Anonymous 	nursing
10/6/2014	Anonymous 	medical administrative assistant
10/6/2014	Anonymous 	Medical Assistant
10/6/2014	Anonymous 	Medical Addministrative Assistant
10/6/2014	Anonymous 	Medical Administrative assistant
10/6/2014	Anonymous 	Registered Nurse
10/6/2014	Anonymous 	Rad tech or nursing
10/7/2014	Anonymous 	Design
10/7/2014	Anonymous 	Fashion Design: Technical Apparel
10/7/2014	Anonymous 	Historical Costuming
10/7/2014	Anonymous 	Graphic Design
10/7/2014	Anonymous 	AA studio art
10/7/2014	Anonymous 	Multimedia Arts & technology
10/7/2014	Anonymous 	Multimedia Art
10/7/2014	Anonymous 	Studio Art
10/7/2014	Anonymous 	3D Animation & Video Game Art
10/7/2014	Anonymous 	AA Multimedia & Technology
10/7/2014	Anonymous 	Multimedia Art
10/7/2014	Anonymous 	Video Game Development
10/7/2014	Anonymous 	interior design
10/7/2014	Anonymous 	Fashion Design
10/7/2014	Anonymous 	dressdisigner
10/7/2014	Anonymous 	Fashion Design
10/7/2014	Anonymous 	Fashion Design and Merchandising
10/7/2014	Anonymous 	Certicate in Patient Care Navigator
10/7/2014	Anonymous 	Multimedia
10/7/2014	Anonymous 	3D Art and Animation
10/8/2014	Anonymous 	Radiologic Technology
10/8/2014	Anonymous	Radiologic Technology AS degree/Certificate

10/8/2014	Anonymous 	Radiology
10/8/2014	Anonymous 	Radiology Technology
10/8/2014	Anonymous 	Radiologic Technology
10/8/2014	Anonymous 	radiologic technology
10/8/2014	Anonymous 	Small Business/Dressmaking
10/8/2014	Anonymous 	Custom Dressmaking/Small Business
10/8/2014	Anonymous 	Small Business/Custom
10/8/2014	Anonymous 	custom dressmaking
10/8/2014	Anonymous 	Costume Design
10/8/2014	Anonymous 	Custom Dressmaking/Small Business
10/8/2014	Anonymous 	Technical and Custom
10/8/2014	Anonymous 	Human Resource
10/8/2014	Anonymous 	Business Administration
10/8/2014	Anonymous 	not sure yet
10/8/2014	Anonymous 	Merchandise Marketing
10/8/2014	Anonymous 	Digital Media
10/8/2014	Anonymous 	Managerial Economics
10/8/2014	Anonymous 	Kitchen & Bath
10/8/2014	Anonymous 	Paralegal Studies
10/8/2014	Anonymous 	Fashion Design
10/8/2014	Anonymous 	Fashion Design certificate
10/8/2014	Anonymous 	Fashion Merchandising
10/8/2014	Anonymous 	early childhood education
10/8/2014	Anonymous 	certificate
10/8/2014	Anonymous 	education
10/8/2014	Anonymous 	AS
10/8/2014	Anonymous 	human services
10/9/2014	Anonymous 	Fashion
10/9/2014	Anonymous 	Medical Assisting
10/9/2014	Anonymous 	AS In Medical Assisting
10/9/2014	Anonymous 	AS Radiologic technology
10/9/2014	Anonymous 	Radiologic Technology
10/9/2014	Anonymous 	Radiologic Technology
10/9/2014	Anonymous 	radiologic technology

10/9/2014	Anonymous 	Radiologic Technology
10/9/2014	Anonymous 	mediical assisting
10/9/2014	Anonymous 	medical assistant
10/9/2014	Anonymous 	MEDICAL ASSISTANT
10/9/2014	Anonymous 	Medical Assisting with an AS
10/9/2014	Anonymous 	medical assistant
10/9/2014	Anonymous 	medical assisting
10/9/2014	Anonymous 	Surgical technology
10/9/2014	Anonymous 	Kinesiology
10/9/2014	Anonymous 	Early Childhood Education
10/9/2014	Anonymous 	Animation and Videogame Design
10/9/2014	Anonymous 	accounting
10/9/2014	Anonymous 	Business
10/9/2014	Anonymous 	costum
10/9/2014	Anonymous 	Theatre Costume Design
10/9/2014	Anonymous 	fashion
10/9/2014	Anonymous 	fashion merchandsing
10/9/2014	Anonymous 	Theater Costuming
10/9/2014	Anonymous 	Patient Care Navigator
10/9/2014	Anonymous 	human services
10/9/2014	Anonymous 	Early Childhood Education
10/9/2014	Anonymous 	Human Services
10/9/2014	Anonymous 	education
10/9/2014	Anonymous 	I am not sure but I want to get into the CWA
10/9/2014	Anonymous 	Buisness Management
10/9/2014	Anonymous 	Accounting
10/9/2014	Anonymous 	Accounting
10/9/2014	Anonymous 	Business
10/9/2014	Anonymous 	AS in accounting
10/9/2014	Anonymous 	Early CHildhoos Education
10/9/2014	Anonymous 	in the early childhood development program
10/9/2014	Anonymous 	AS Early Childhood Education
10/9/2014	Anonymous 	early childhood education
10/9/2014	Anonymous 	Early childhood Education

10/9/2014	Anonymous 	Early Childhood Education
10/9/2014	Anonymous 	Teacher
10/10/2014	Anonymous 	ART HISTORY
10/10/2014	Anonymous 	Bussiness Admin
10/10/2014	Anonymous 	Fashion Design
10/11/2014	Anonymous 	Mechanical Engineer
10/11/2014	Anonymous 	Human Services
10/11/2014	Anonymous 	AS
10/11/2014	Anonymous 	business
10/12/2014	Anonymous 	Fashion Design
10/12/2014	Anonymous 	3D Animation and Videogame Art
10/13/2014	Anonymous 	Political Science
10/13/2014	Anonymous 	Business Focus
10/13/2014	Anonymous 	IN MY AA
10/13/2014	Anonymous 	TEACHER
10/13/2014	Anonymous 	Early Childhood Education
10/13/2014	Anonymous 	ECE
10/13/2014	Anonymous 	Apparel Industriy Oriented and Custom Dressmaker/Entrepreneur
10/14/2014	Anonymous 	Early Child Development
10/14/2014	Anonymous 	English
10/14/2014	Anonymous 	AS Medical Asssiting
10/14/2014	Anonymous 	AA in Medical assisting
10/14/2014	Anonymous 	Medical Assistant/admin medical assistant
10/14/2014	Anonymous 	Medical Assisting
10/14/2014	Anonymous 	Medical Assisting
10/14/2014	Anonymous 	ECE
10/14/2014	Anonymous 	Teacher
10/15/2014	Anonymous 	criminal justice
10/15/2014	Anonymous 	Interior Design Certification
10/15/2014	Anonymous 	Interior design
10/15/2014	Anonymous 	ece
10/15/2014	Anonymous 	ECE Certification
10/15/2014	Anonymous 	Certificate in Early Childhood Education
10/15/2014	Anonymous 	Software Engineering

10/16/2014	Anonymous 	Business Administration w/ minor in economics
10/16/2014	Anonymous 	psychology/human services
10/16/2014	Anonymous 	A.S. Degree in Human Service
10/21/2014	Anonymous 	ID
10/21/2014	Anonymous 	Interior Design - Associate of Science minor in Sustainability
10/21/2014	Anonymous 	Interior Design
10/21/2014	Anonymous 	Interior Design
10/21/2014	Anonymous 	interior design
10/21/2014	Anonymous 	Certificate in Interior Design
10/21/2014	Anonymous 	interior design, all certificates
10/21/2014	Anonymous 	Interior Design
10/22/2014	Anonymous 	certificate
10/23/2014	Anonymous 	Redesign and home staging
10/25/2014	Anonymous 	early childhood education
10/29/2014	Anonymous 	Accounting
10/29/2014	Anonymous 	Business
11/12/2014	Anonymous 	Business Administration or Finance
11/13/2014	Anonymous 	Business Administration emphasis in Accounting
11/14/2014	Anonymous 	Business
11/17/2014	Anonymous 	AA Social/Behavioral Science, AA Liberal Arts/Humanities, AA Psychology
11/26/2014	Anonymous 	ECE
12/2/2014	Anonymous 	Computer Science
12/2/2014	Anonymous 	Kinesiology
12/4/2014	Anonymous 	Computer Science
12/7/2014	Anonymous 	Fashion Design
12/7/2014	Anonymous 	Computer Science or Mathematics
12/7/2014	Anonymous 	Early childhood education
12/7/2014	Anonymous 	Computer Science
12/7/2014	Anonymous 	early childhood education. AS-Transfer degree
12/8/2014	Anonymous 	Accounting
12/8/2014	Anonymous 	Interior Design
12/9/2014	Anonymous 	Medical Assistant
12/9/2014	Anonymous 	Interior design
12/9/2014	Anonymous 	Buisness

12/9/2014	Anonymous 	Allied health
12/10/2014	Anonymous 	Allied Health
12/11/2014	Anonymous 	bachlors
12/11/2014	Anonymous 	Technical Apparel Industry
12/15/2014	Anonymous 	Radiologic Technology

1.24. P5Q6

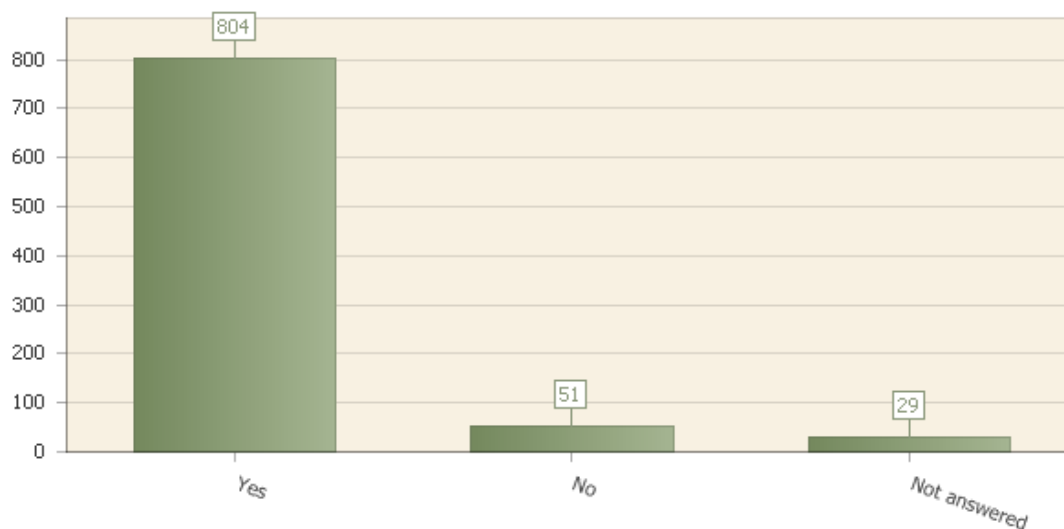
If you are declaring a major, do you plan to complete a degree or certificate?

Question type: Multiple choice

Number of responses: 1038

Number of 'not applicable': 183

Number of respondents: 1067



Answer	Count	Percent answer
Yes	804	91.0%
No	51	5.8%
Not answered	29	3.3%

1.25. P5Q7

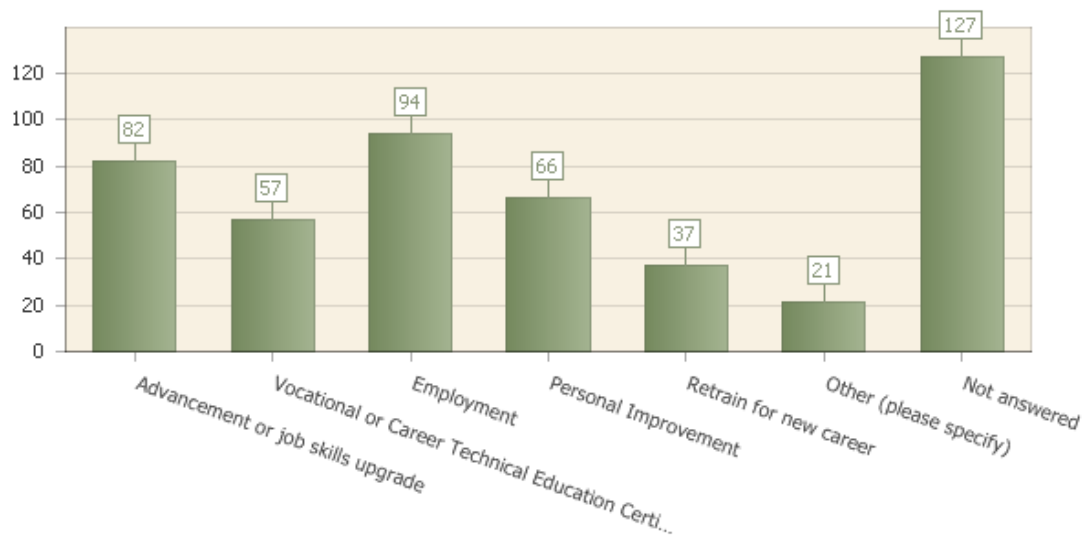
If you do not intend to complete a degree or certificate, please indicate your desired end result:

Question type: Multiple choice

Number of responses: 940

Number of 'not applicable': 583












Number of respondents: 1067



Answer	Count	Percent answer
Advancement or job skills upgrade	82	16.9%
Vocational or Career Technical Education Certificate	57	11.8%
Employment	94	19.4%
Personal Improvement	66	13.6%
Retrain for new career	37	7.6%
Other (please specify)	21	4.3%
Not answered	127	26.2%

Textual answers

Date	Respondent	Answer
10/7/2014	Anonymous 	transfer to a four year
10/8/2014	Anonymous 	graduate high school and then go to Utah State in fall of 2015
10/8/2014	Anonymous 	Business Owner
10/8/2014	Anonymous 	transfer to a four year college and eventually a master's program
10/8/2014	Anonymous 	transfer
10/9/2014	Anonymous 	middle college
10/9/2014	Anonymous 	To transfer
10/9/2014	Anonymous 	associates degree
10/9/2014	Anonymous 	bachelor
10/10/2014	Anonymous 	Retraining for legal field and going for Transfer for BA in Communications

10/10/2014	Anonymous 	AS degree and a Certificate with no transfer
10/13/2014	Anonymous 	to keep my permit upgraded
10/15/2014	Anonymous 	Retain my Site Supervisor Permit
10/16/2014	Anonymous 	4 year university
10/20/2014	Anonymous 	Personal interest
11/26/2014	Anonymous 	maintain teaching permit
12/4/2014	Anonymous 	Transfer
12/6/2014	Anonymous 	I intend to transfer to a university
12/7/2014	Anonymous 	employment and possibly furthering education depending on financial situation
12/8/2014	Anonymous 	At a four year college with a major in Computer Science, will get my degree from there. Already achieved my degree at Skyline in Network Engineering.
12/8/2014	Anonymous 	career

1.26. P5Q8

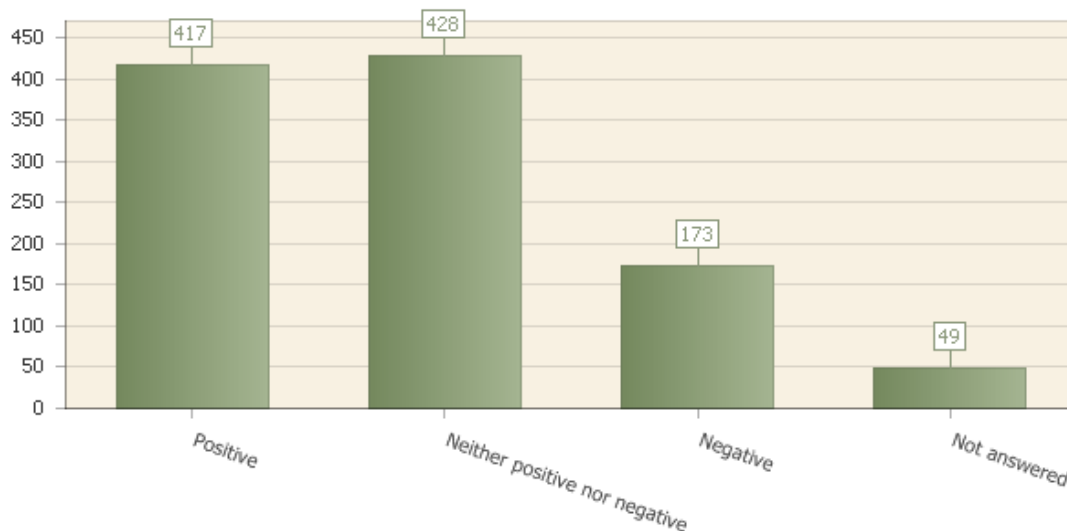
How do you think the following issues will impact your studies in the Career Technical Education Program of your choice?

Question type: Matrix & Multimatrix

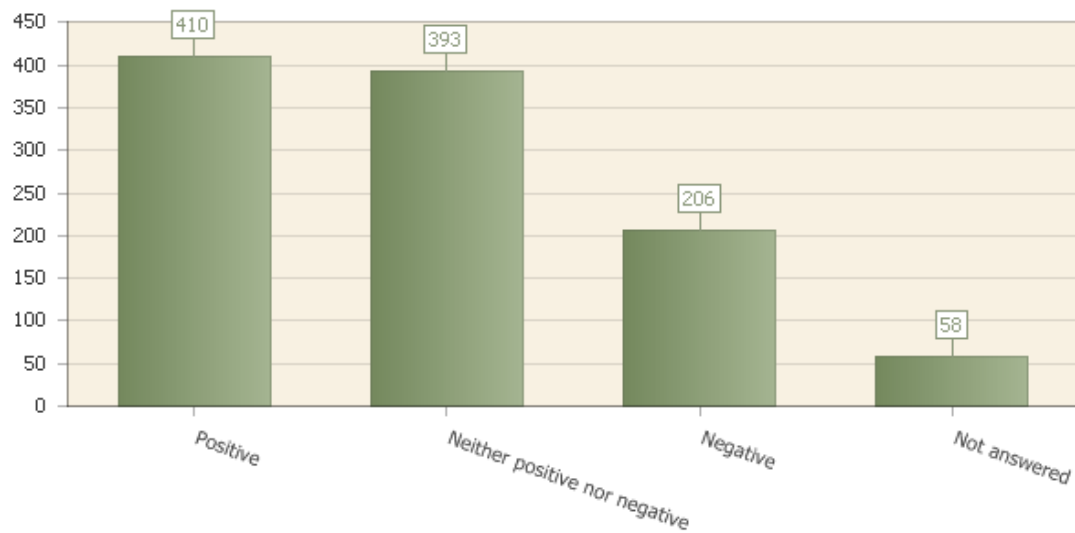
Number of responses: 1040

Number of respondents: 1067

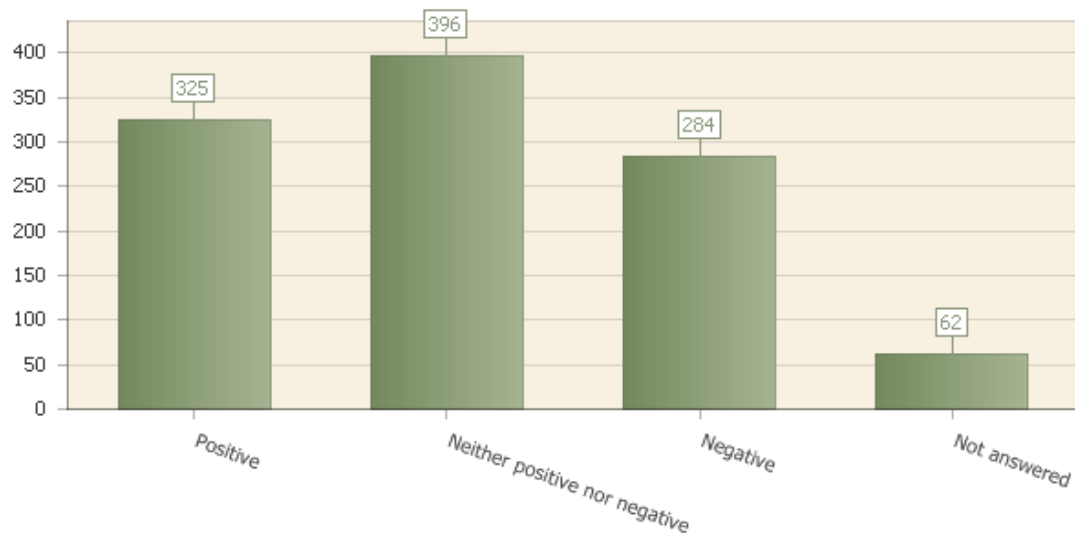
Family Concerns



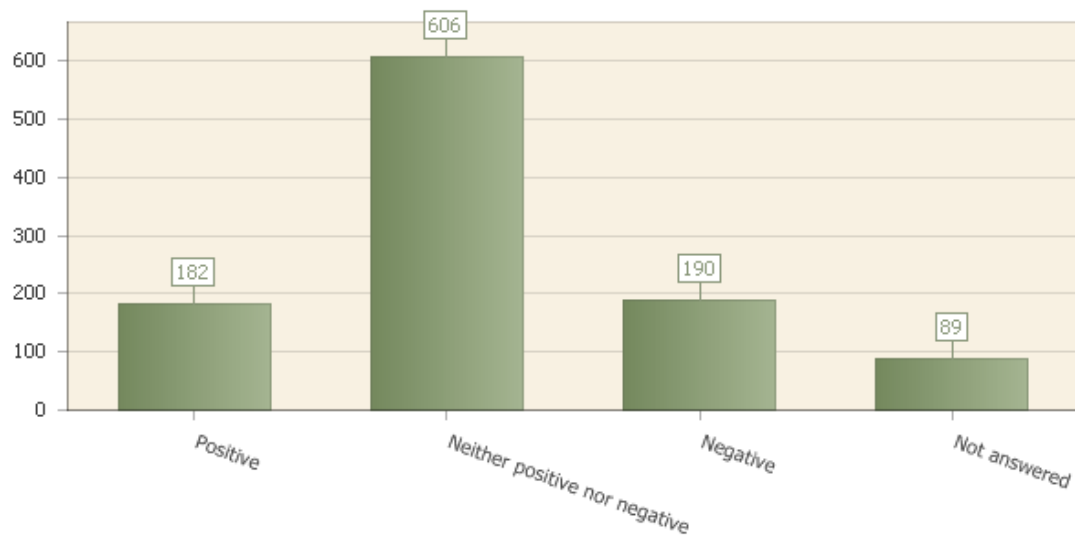
Job Demands



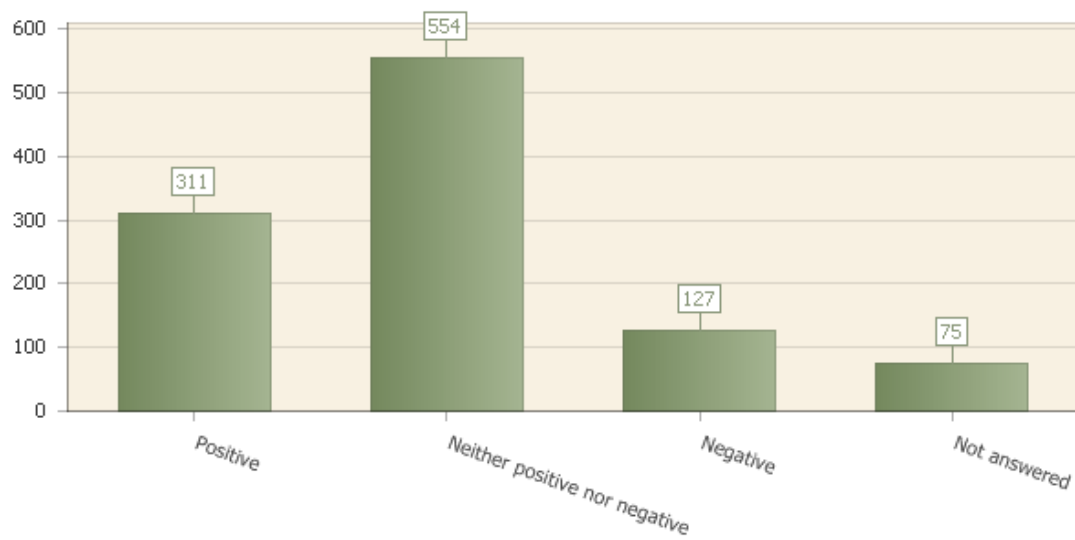
Financial Issues



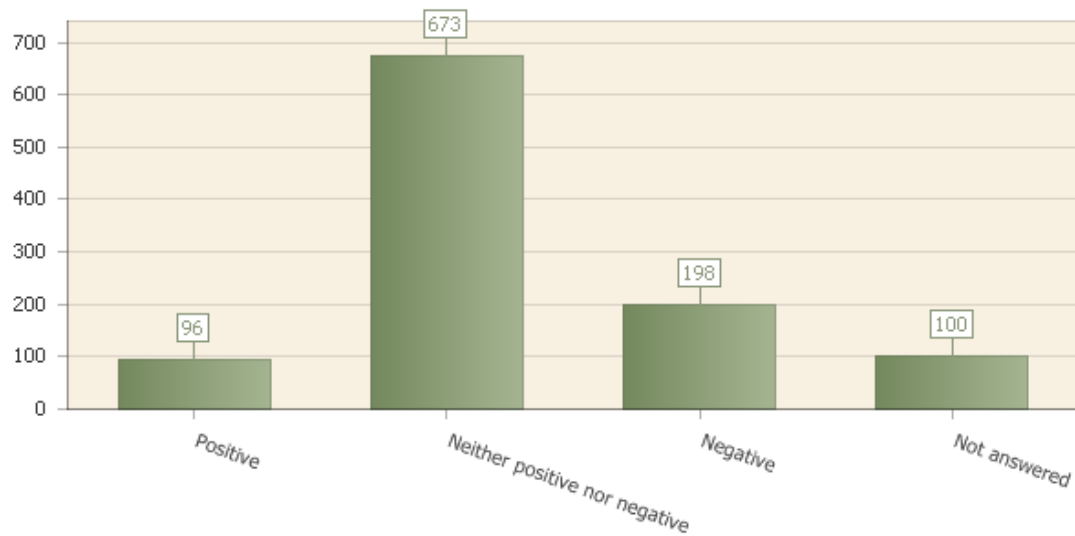
Childcare Issues



Language



Disability



Matrix row	Not answered	Positive	Neither positive nor negative	Negative
Family Concerns	49 (4.6%)	417 (39.1%)	428 (40.1%)	173 (16.2%)
Job Demands	58 (5.4%)	410 (38.4%)	393 (36.8%)	206 (19.3%)
Financial Issues	62 (5.8%)	325 (30.5%)	396 (37.1%)	284 (26.6%)
Childcare Issues	89 (8.3%)	182 (17.1%)	606 (56.8%)	190 (17.8%)
Language	75 (7.0%)	311 (29.1%)	554 (51.9%)	127 (11.9%)
Disability	100 (9.4%)	96 (9.0%)	673 (63.1%)	198 (18.6%)

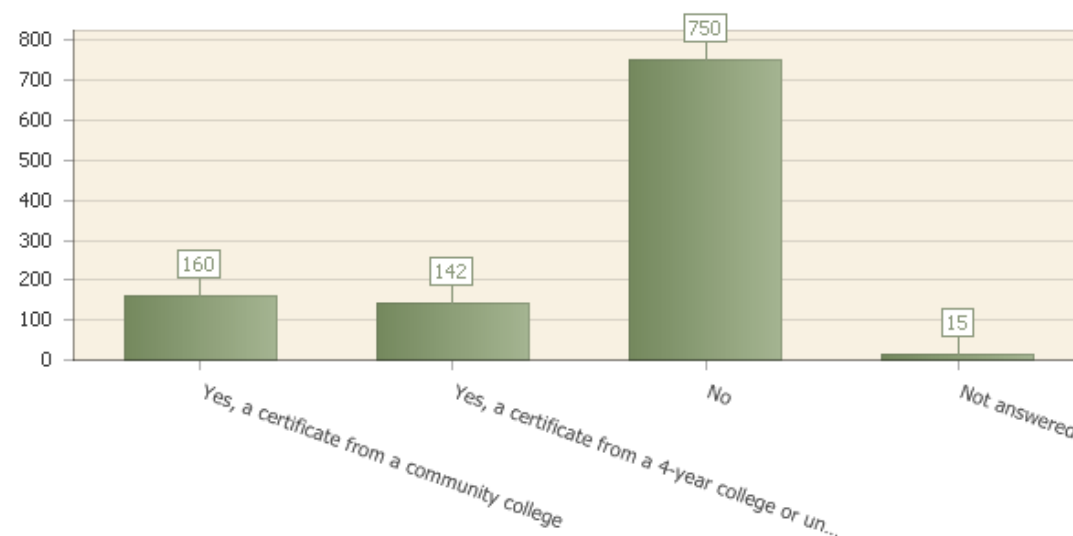
1.27. P6Q1

Have you already completed a certificate from a college or a university?

Question type: Multiple choice

Number of responses: 1052

Number of respondents: 1067



Answer	Count	Percent answer
Yes, a certificate from a community college	160	15.0%
Yes, a certificate from a 4-year college or university	142	13.3%
No	750	70.3%
Not answered	15	1.4%

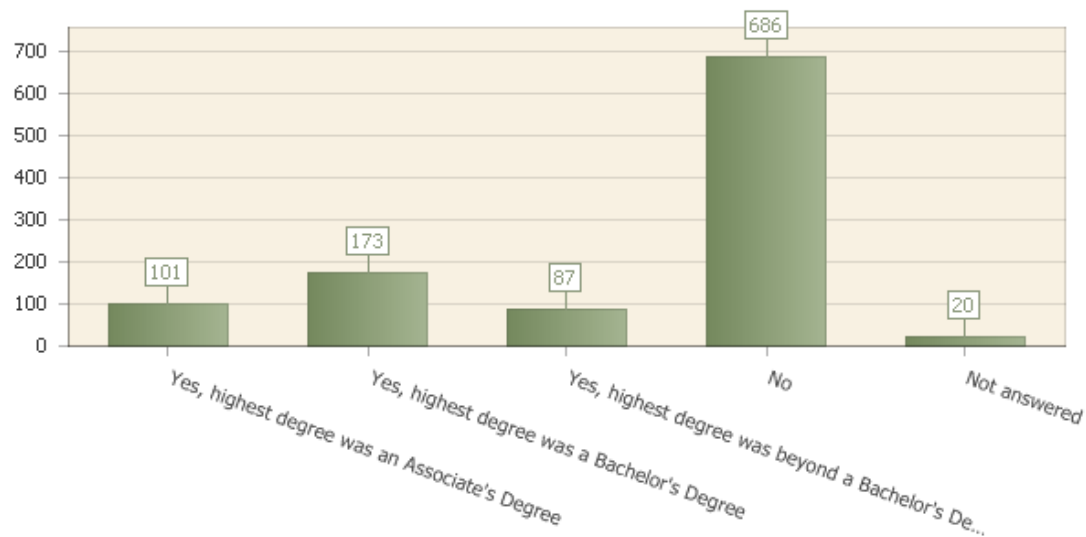
1.28. P6Q2

Have you already completed a degree from a college or university?

Question type: Multiple choice

Number of responses: 1047

Number of respondents: 1067



Answer	Count	Percent answer
Yes, highest degree was an Associate's Degree	101	9.5%
Yes, highest degree was a Bachelor's Degree	173	16.2%
Yes, highest degree was beyond a Bachelor's Degree	87	8.2%
No	686	64.3%
Not answered	20	1.9%

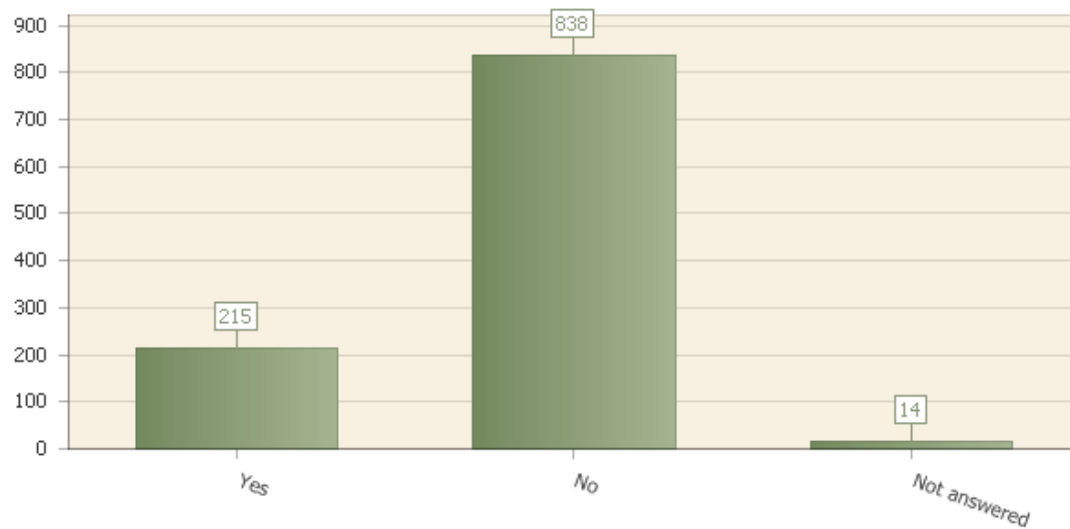
1.29. P6Q3

Have you received career technical training at other colleges, adult schools, regional occupational programs, or other training programs that did not lead to the completion of a degree or certificate?

Question type: Multiple choice

Number of responses: 1053

Number of respondents: 1067



Answer	Count	Percent answer
Yes	215	20.1%
No	838	78.5%
Not answered	14	1.3%

1.30. P6Q4

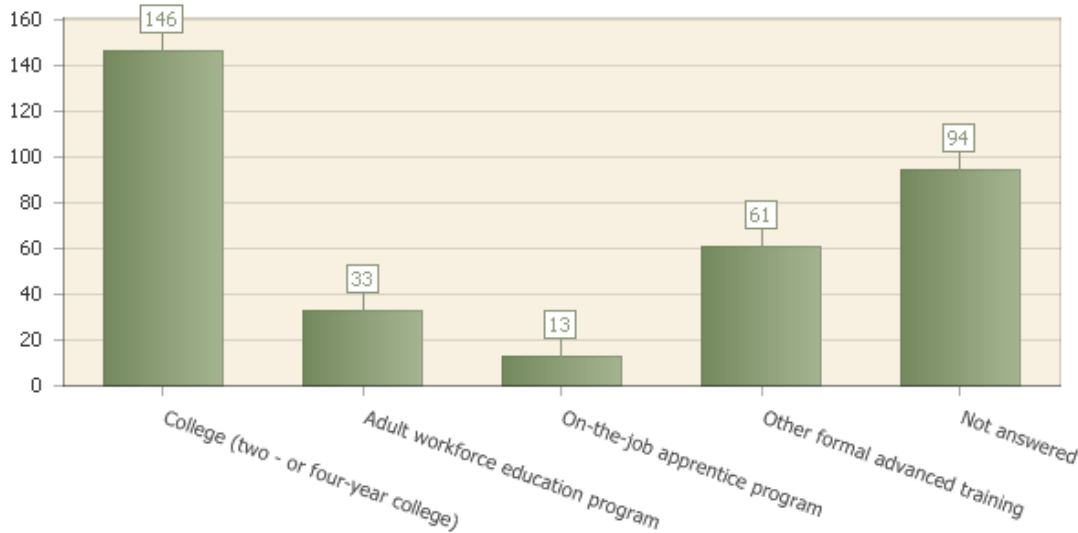
If you answered yes to the previous question, please specify where you received your training

Question type: Multiple choice

Number of responses: 973

Number of 'not applicable': 720

Number of respondents: 1067



Answer	Count	Percent answer
College (two - or four-year college)	146	42.1%
Adult workforce education program	33	9.5%
On-the-job apprentice program	13	3.7%
Other formal advanced training	61	17.6%
Not answered	94	27.1%

1.31. P6Q5

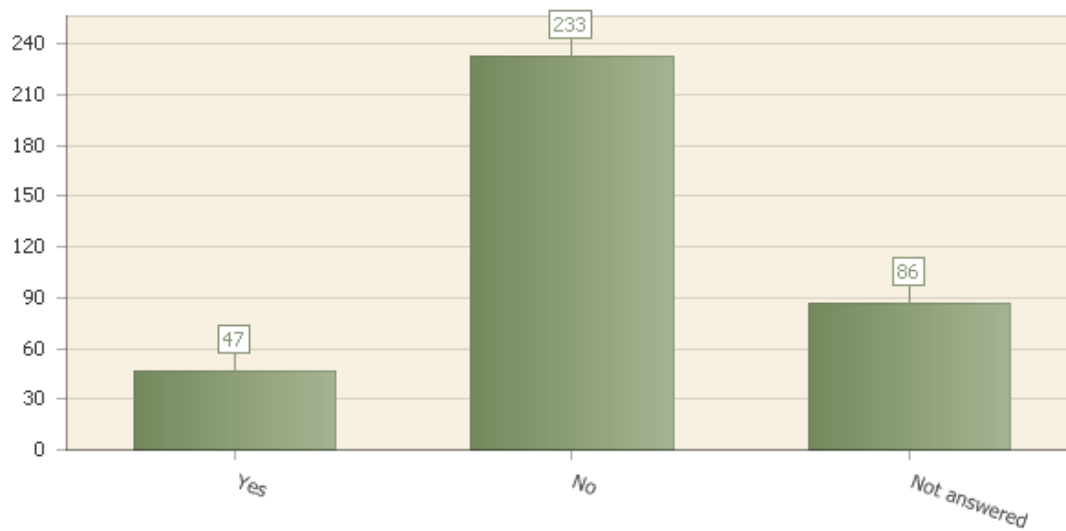
If you answered yes to the previous question, was your college training area of study related to a high school career technical program?

Question type: Multiple choice

Number of responses: 981

Number of 'not applicable': 701

Number of respondents: 1067



Answer	Count	Percent answer
Yes	47	12.8%
No	233	63.7%
Not answered	86	23.5%

1.32. P7Q1

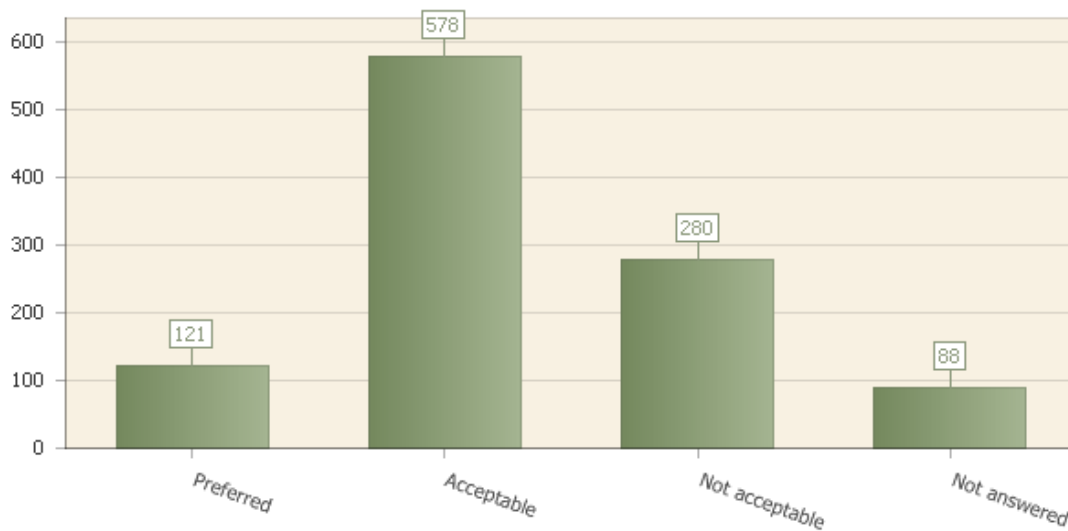
How would you classify the following course delivery options?

Question type: Matrix & Multimatrix

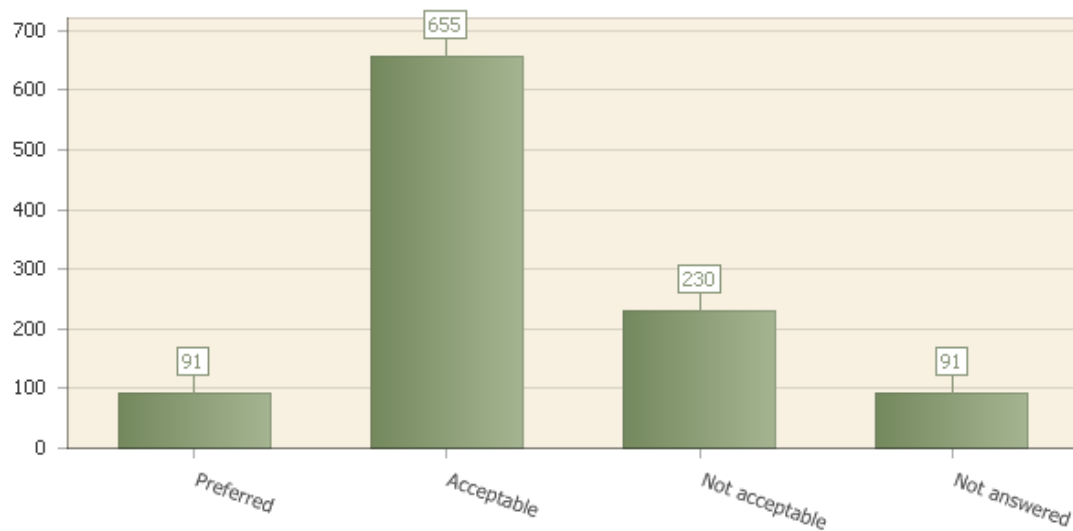
Number of responses: 1045

Number of respondents: 1067

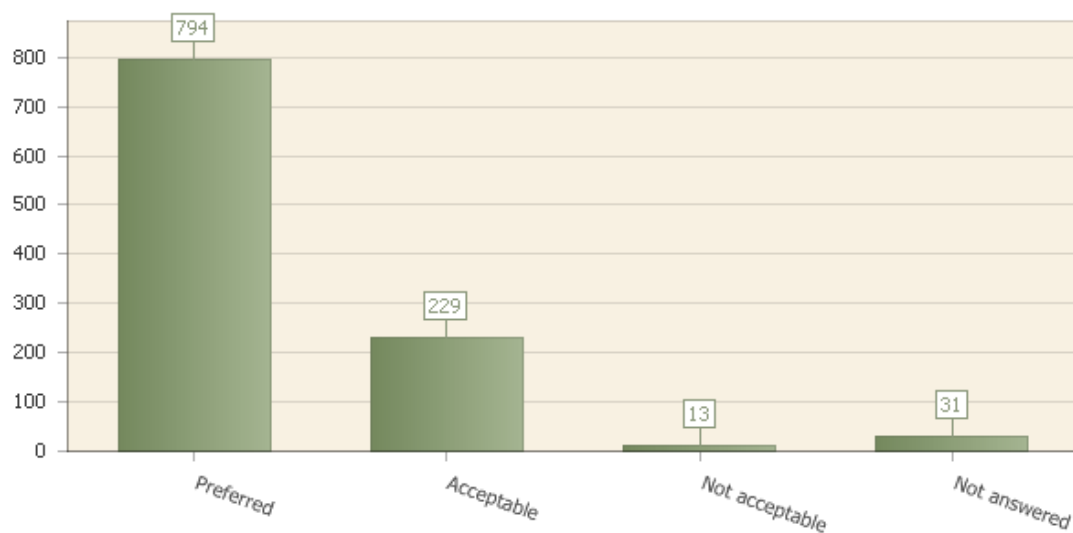
Online courses



Hybrid courses (51% online instruction)



Classroom instruction



Matrix row	Not answered	Preferred	Acceptable	Not acceptable
Online courses	88 (8.2%)	121 (11.3%)	578 (54.2%)	280 (26.2%)
Hybrid courses (51% online instruction)	91 (8.5%)	91 (8.5%)	655 (61.4%)	230 (21.6%)
Classroom instruction	31 (2.9%)	794 (74.4%)	229 (21.5%)	13 (1.2%)

1.33. P7Q2

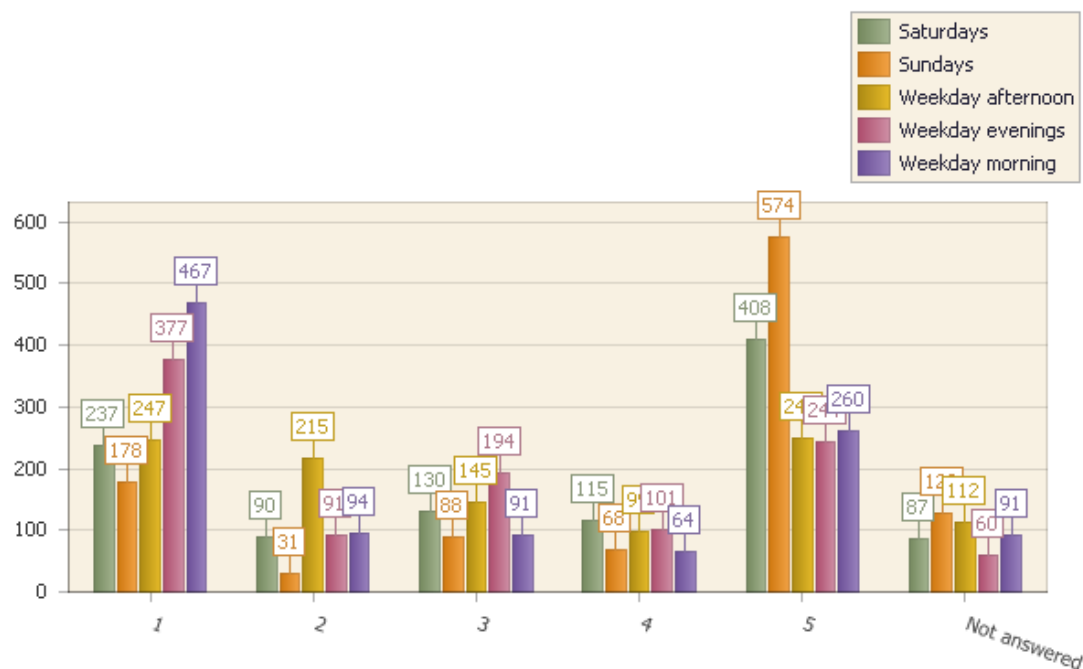
Please rate your preferences on the following course scheduling options (1=highest, 5=lowest)

Question type: Matrix & Multimatrix

Number of responses: 1049

Number of respondents: 1067

Scale: 1 – 5



Matrix row	Not answered	Mean	Std dev	Count and % Rating 1	Count and % Rating 2	Count and % Rating 3	Count and % Rating 4	Count and % Rating 5
Weekday morning	91 (8.5%)	2.5	1.7	467 (47.8%)	94 (9.6%)	91 (9.3%)	64 (6.6%)	260 (26.6%)
Weekday afternoon	112 (10.5%)	2.9	1.5	247 (25.9%)	215 (22.5%)	145 (15.2%)	99 (10.4%)	249 (26.1%)
Weekday evenings	60 (5.6%)	2.7	1.6	377 (37.4%)	91 (9.0%)	194 (19.3%)	101 (10.0%)	244 (24.2%)
Saturdays	87 (8.2%)	3.4	1.6	237 (24.2%)	90 (9.2%)	130 (13.3%)	115 (11.7%)	408 (41.6%)
Sundays	128 (12.0%)	3.9	1.6	178 (19.0%)	31 (3.3%)	88 (9.4%)	68 (7.2%)	574 (61.1%)

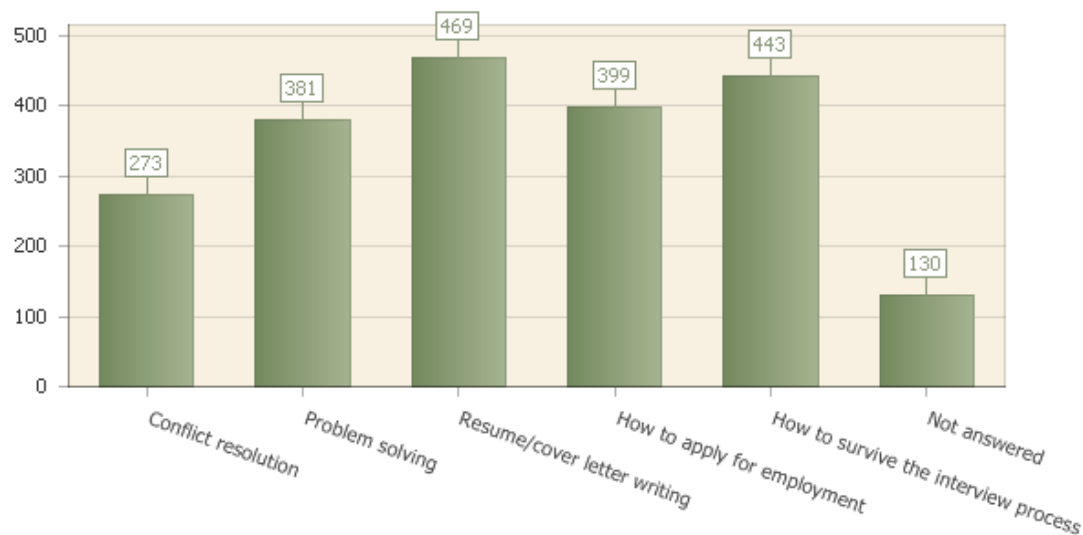
1.34. P7Q3

Which of the following would you like to have incorporated into your program of study? (please check all that apply)

Question type: Multiple choice

Number of responses: 937

Number of respondents: 1067



Answer	Count	Percent answer
--------	-------	----------------

Conflict resolution	273	25.6%
Problem solving	381	35.7%
Resume/cover letter writing	469	44.0%
How to apply for employment	399	37.4%
How to survive the interview process	443	41.5%
Not answered	130	12.2%

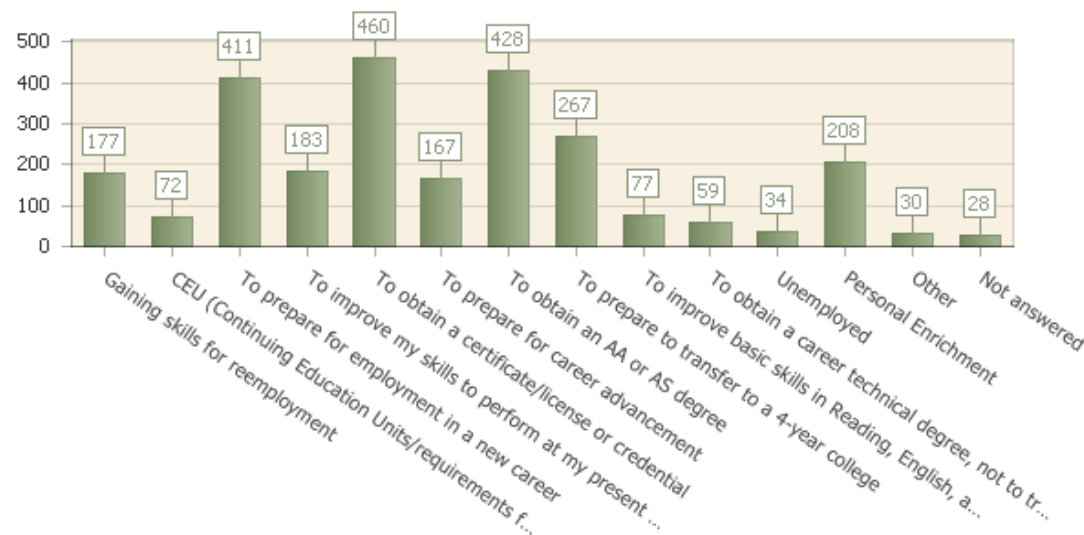
1.35. P7Q4

Why are you currently enrolled in college courses? (please check all that apply)

Question type: Multiple choice





















Number of responses: 1039

Number of respondents: 1067



Answer	Count	Percent answer
Gaining skills for reemployment	177	16.6%
CEU (Continuing Education Units/requirements for your particular field)	72	6.7%
To prepare for employment in a new career	411	38.5%
To improve my skills to perform at my present job	183	17.2%
To obtain a certificate/license or credential	460	43.1%
To prepare for career advancement	167	15.7%
To obtain an AA or AS degree	428	40.1%
To prepare to transfer to a 4-year college	267	25.0%
To improve basic skills in Reading, English, and Math	77	7.2%
To obtain a career technical degree, not to transfer	59	5.5%
Unemployed	34	3.2%
Personal Enrichment	208	19.5%
Other	30	2.8%
Not answered	28	2.6%

Textual answers

Date	Respondent	Answer
9/30/2014	Anonymous 	As part of my visa requirements
10/1/2014	Anonymous 	Never finished when after high school
10/7/2014	Anonymous 	Everyone else in my family graduated from College.
10/7/2014	Anonymous 	Own Projects
10/8/2014	Anonymous 	To graduate high school - Middle College
10/8/2014	Anonymous 	Middle College - to graduate high school
10/8/2014	Anonymous 	To graduate high school
10/8/2014	Anonymous 	In Middle College
10/8/2014	Anonymous 	middle college
10/8/2014	Anonymous 	i am currently a student in Middle College
10/8/2014	Anonymous 	Middle College
10/8/2014	Anonymous 	middle college
10/8/2014	Anonymous 	Own a business
10/9/2014	Anonymous 	middle college, to get more units
10/9/2014	Anonymous 	Transfer classes to another college
10/9/2014	Anonymous 	Middle College
10/13/2014	Anonymous 	to retain my program diector's permit
10/14/2014	Anonymous 	To complete my High School Graduation Requirements through Middle College
10/15/2014	Anonymous 	Sustain requirements for my Site Supervisor Permit
12/2/2014	Anonymous 	To stop working at crappy low paying jobs and work at my dream job.

1.36. P7Q5

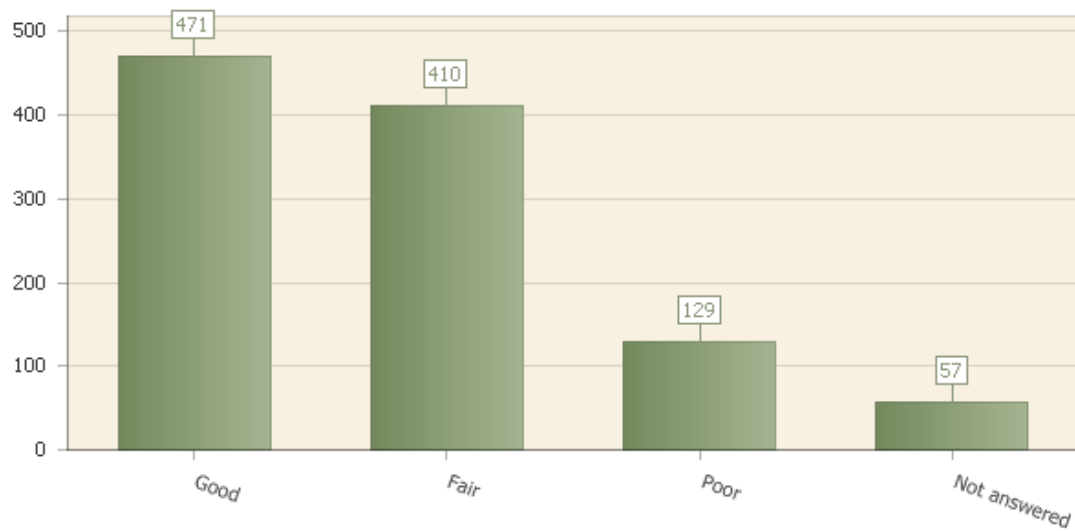
Please rate your level of preparation for the CTE program in the following categories:

Question type: Matrix & Multimatrix

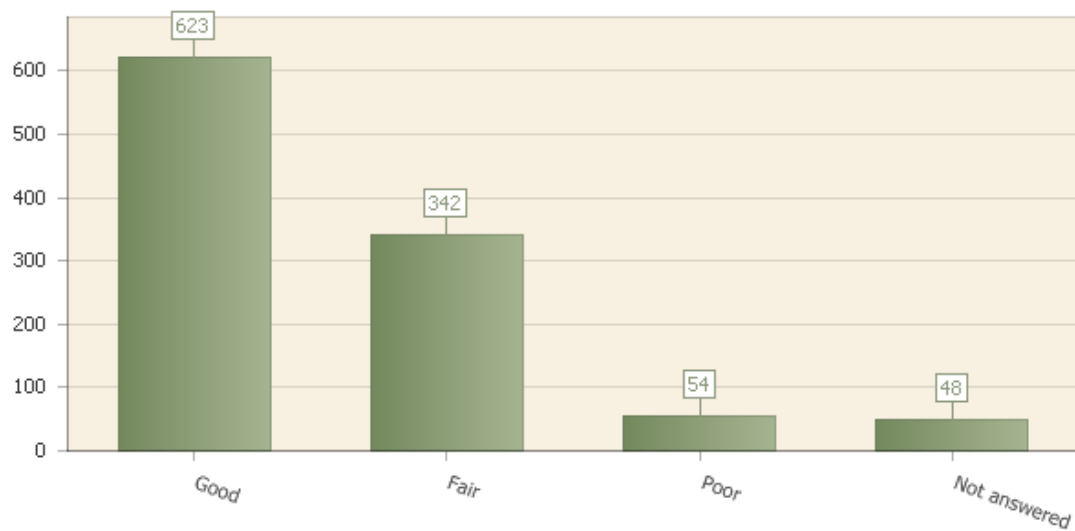
Number of responses: 1023

Number of respondents: 1067

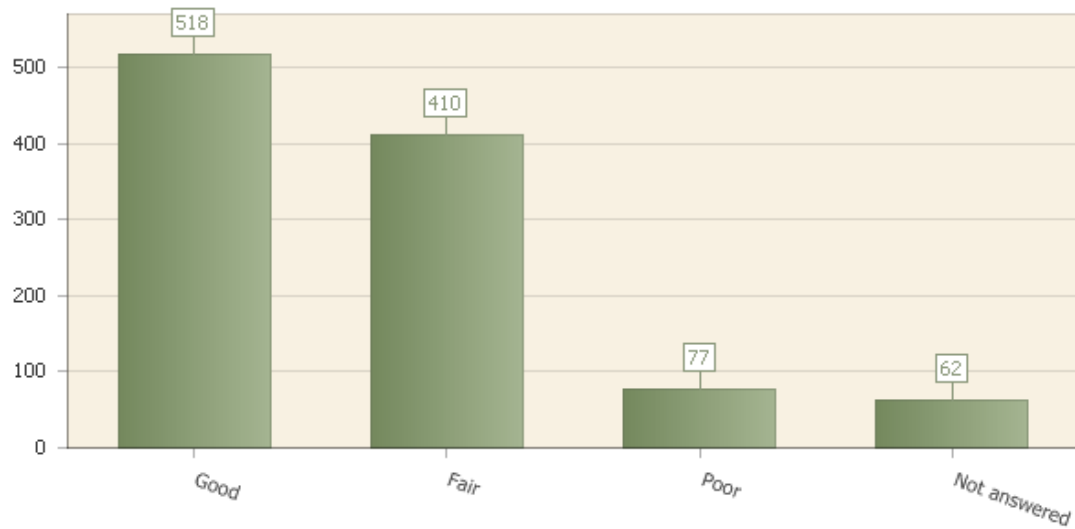
Mathematics



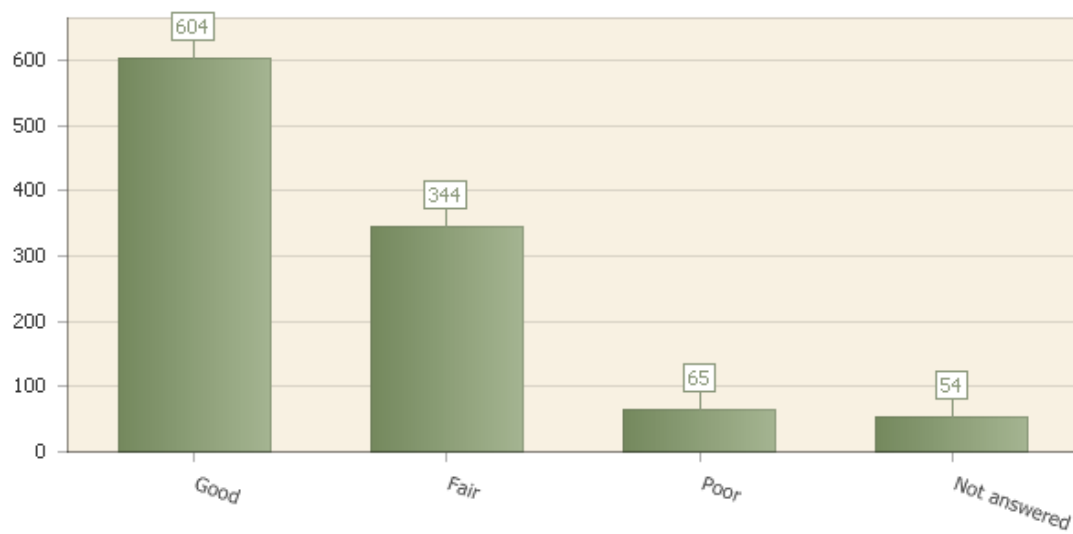
English writing



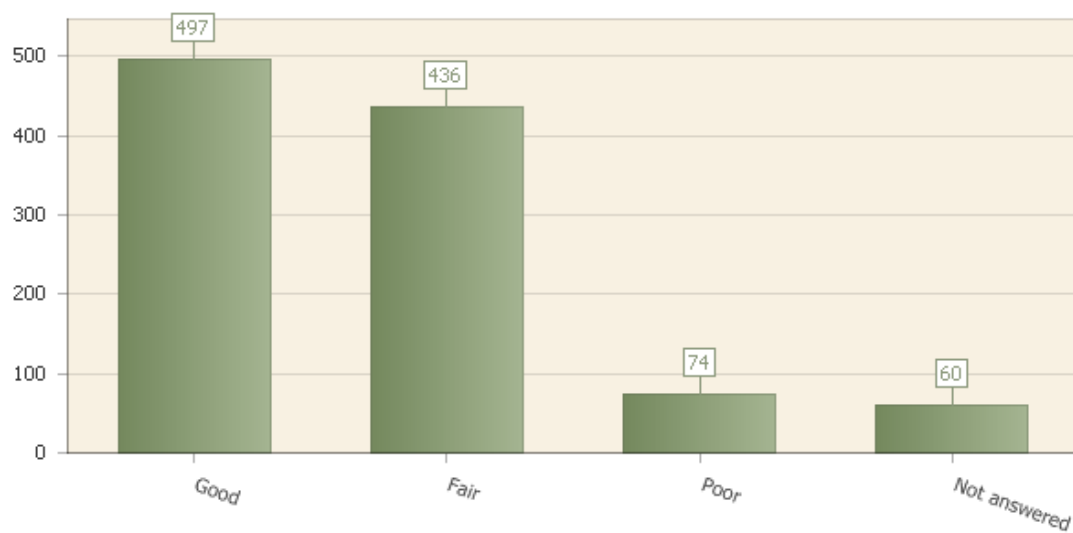
Library skills



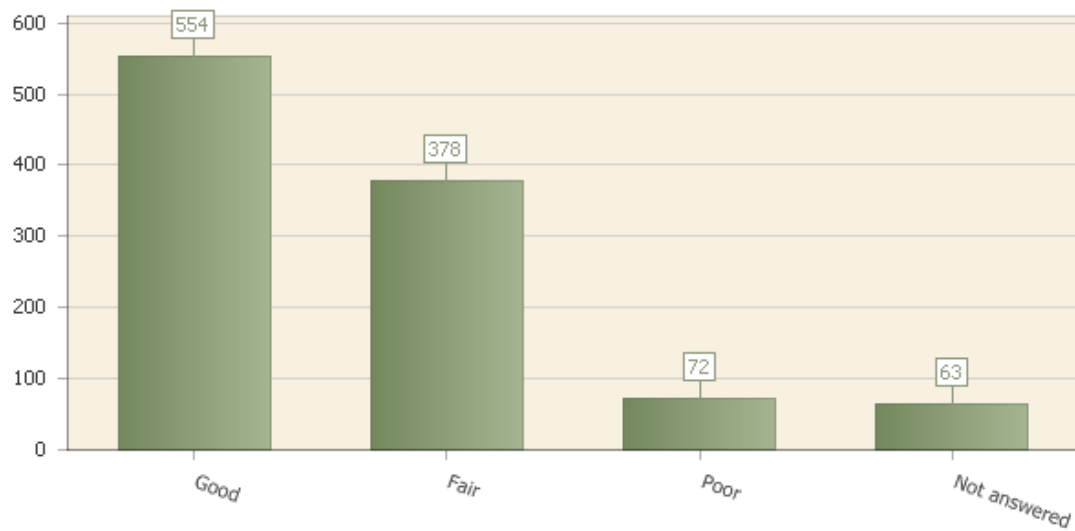
Computer skills



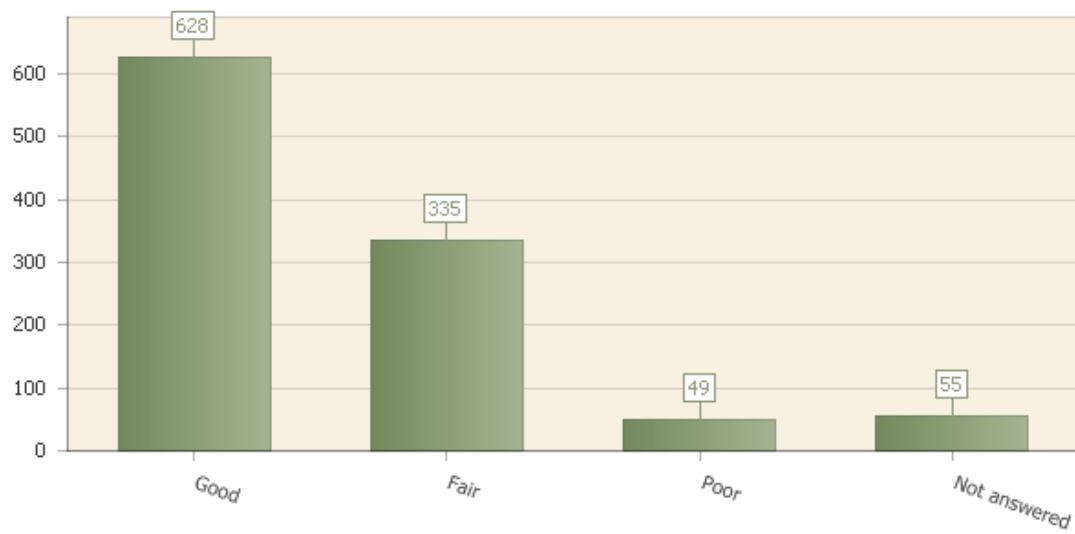
Study habits



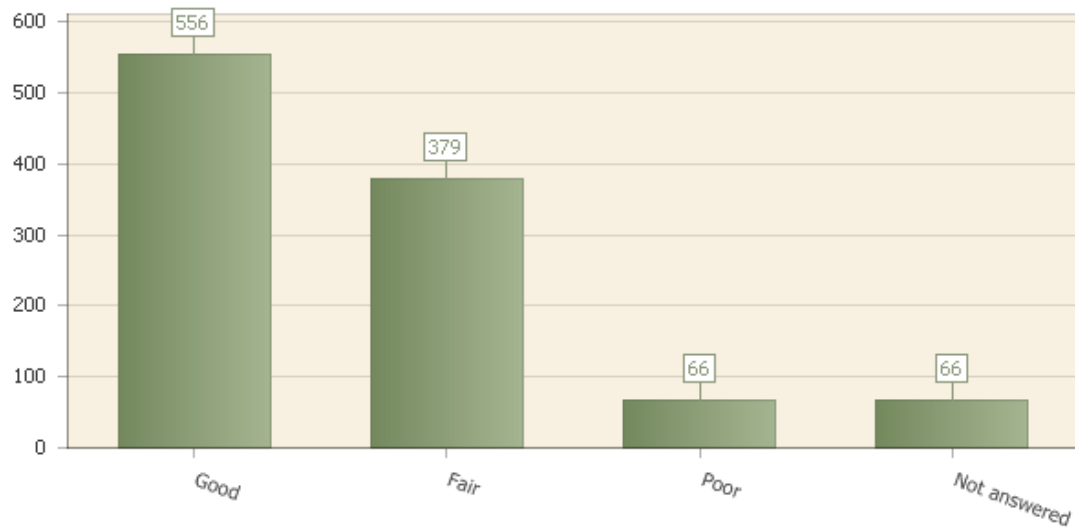
Note taking



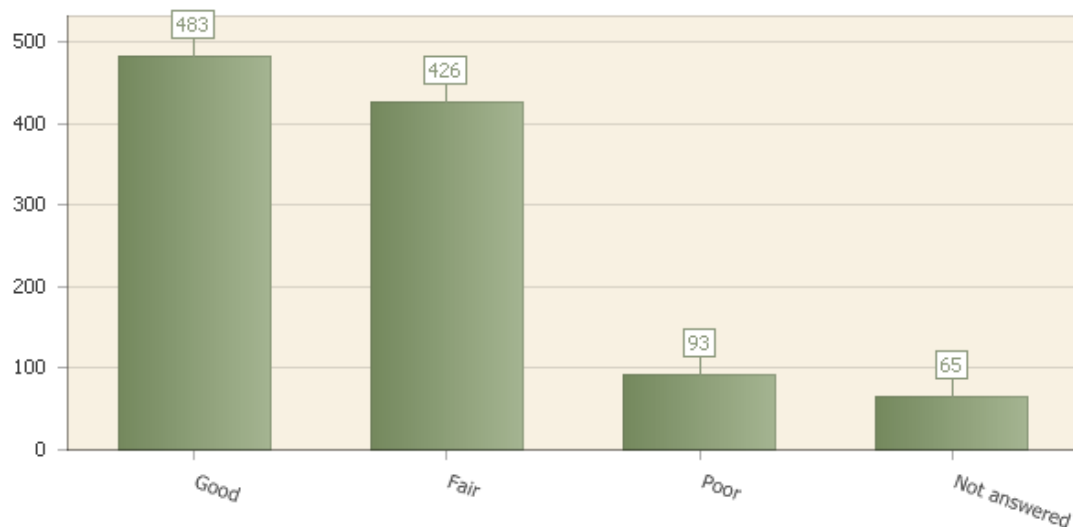
Reading skills



Research skills



In-class presentations



Matrix row	Not answered	Good	Fair	Poor
Mathematics	57 (5.3%)	471 (44.1%)	410 (38.4%)	129 (12.1%)
English writing	48 (4.5%)	623 (58.4%)	342 (32.1%)	54 (5.1%)
Library skills	62 (5.8%)	518 (48.5%)	410 (38.4%)	77 (7.2%)
Computer skills	54 (5.1%)	604 (56.6%)	344 (32.2%)	65 (6.1%)
Study habits	60 (5.6%)	497 (46.6%)	436 (40.9%)	74 (6.9%)
Note taking	63 (5.9%)	554 (51.9%)	378 (35.4%)	72 (6.7%)
Reading skills	55 (5.2%)	628 (58.9%)	335 (31.4%)	49 (4.6%)
Research skills	66 (6.2%)	556 (52.1%)	379 (35.5%)	66 (6.2%)
In-class presentations	65 (6.1%)	483 (45.3%)	426 (39.9%)	93 (8.7%)

1.37. P7Q6

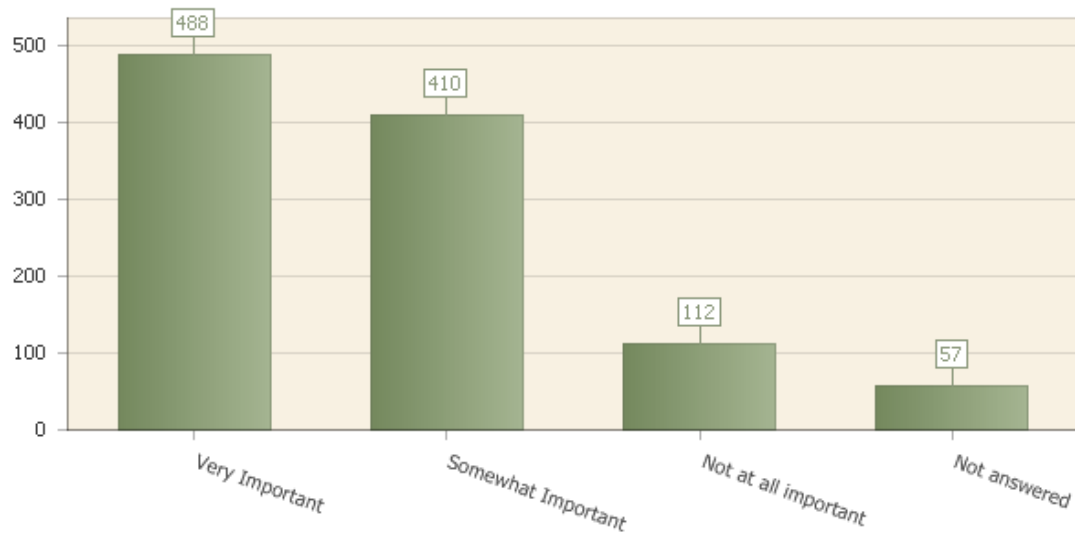
How important are the following categories to your specific area of study:

Question type: Matrix & Multimatrix

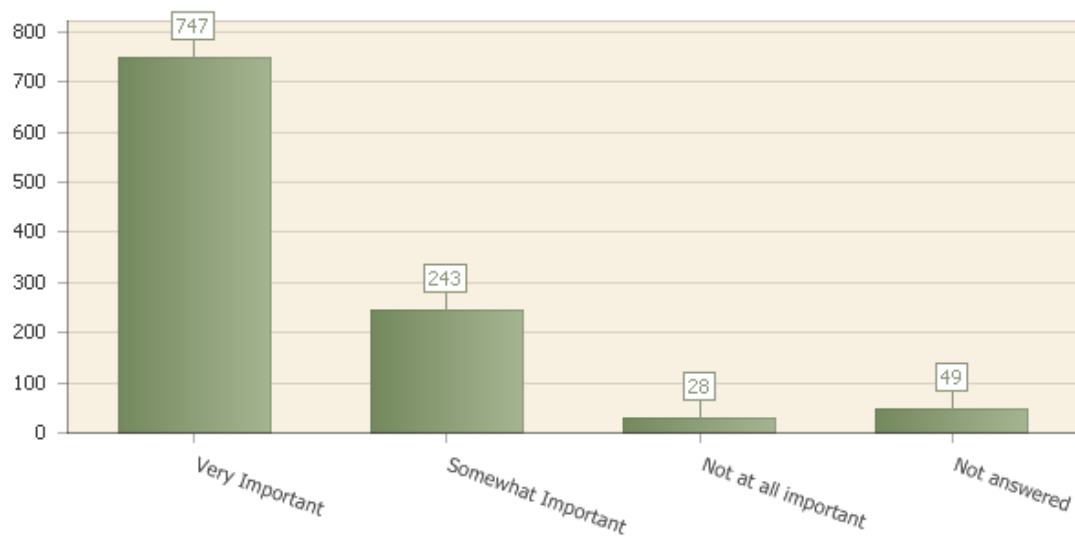
Number of responses: 1034

Number of respondents: 1067

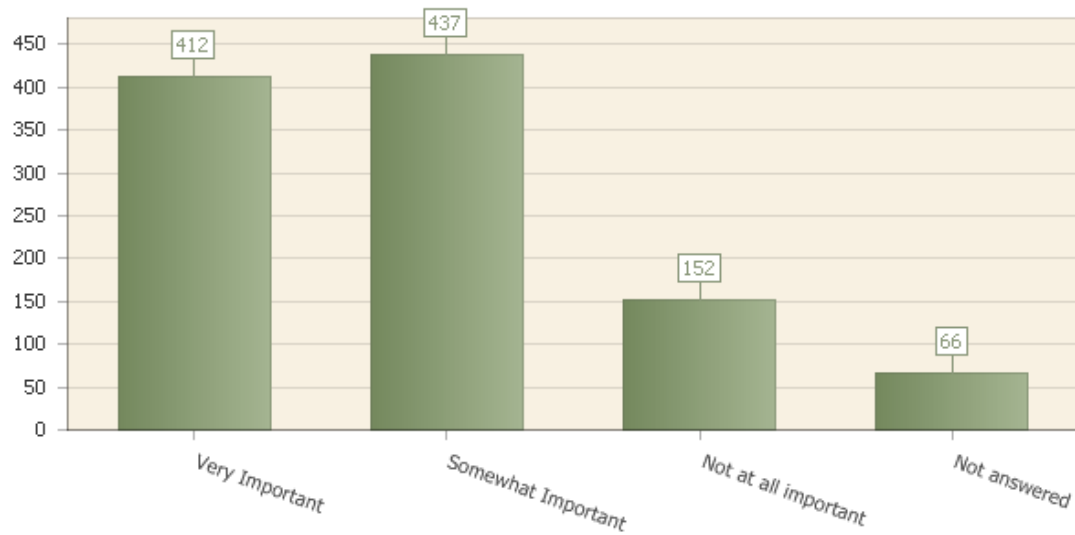
Mathematics



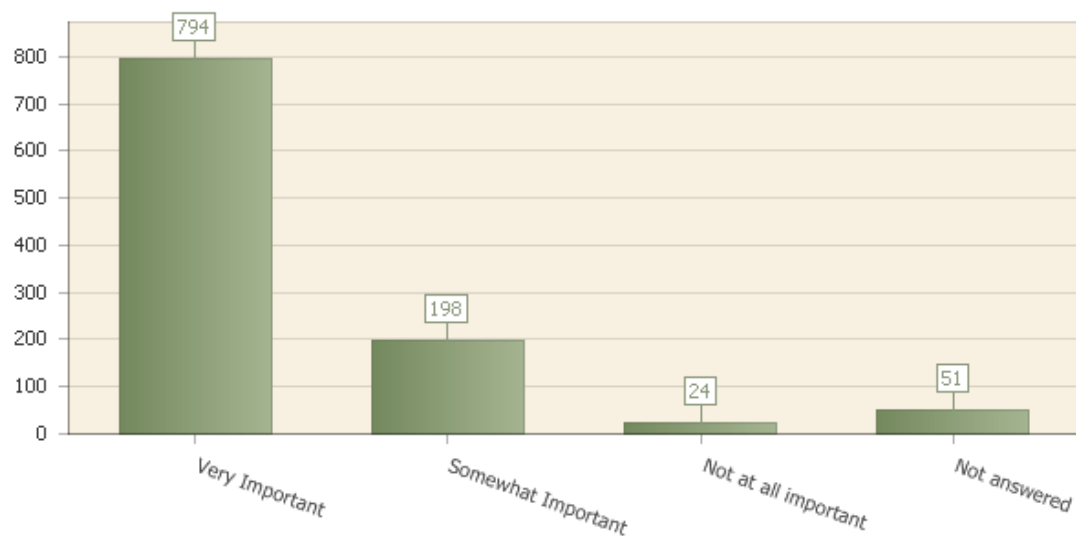
English writing



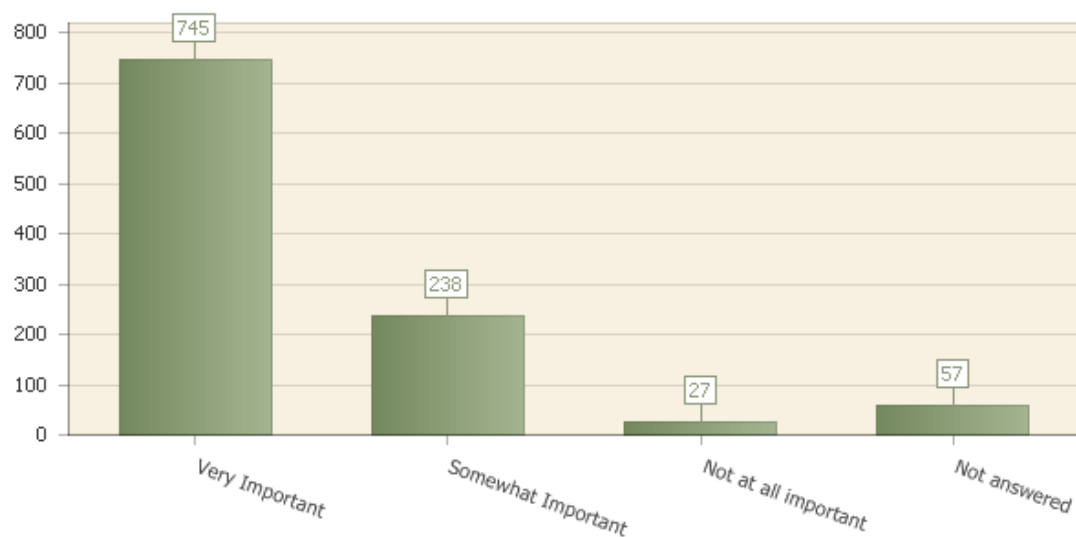
Library skills



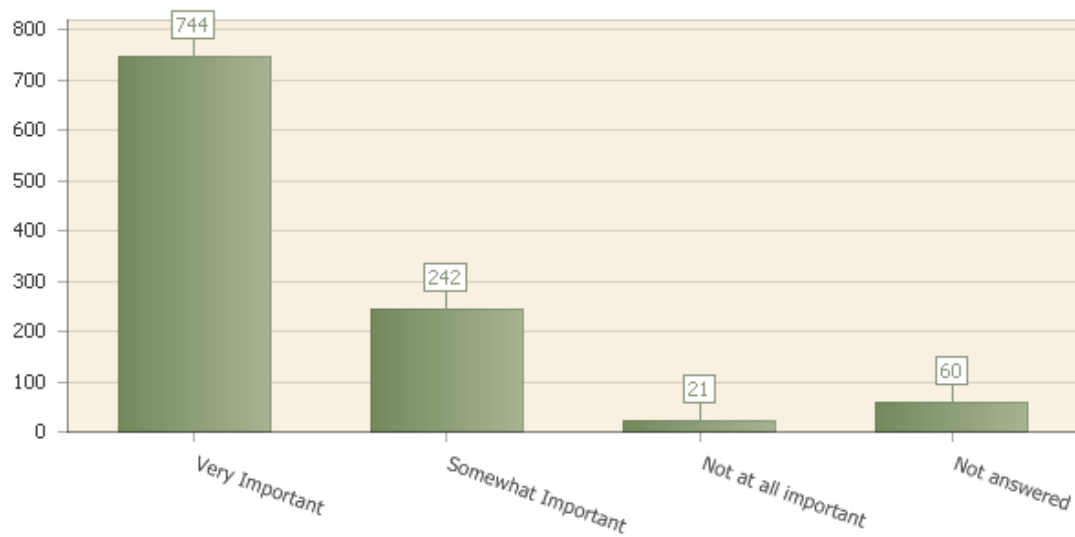
Computer skills



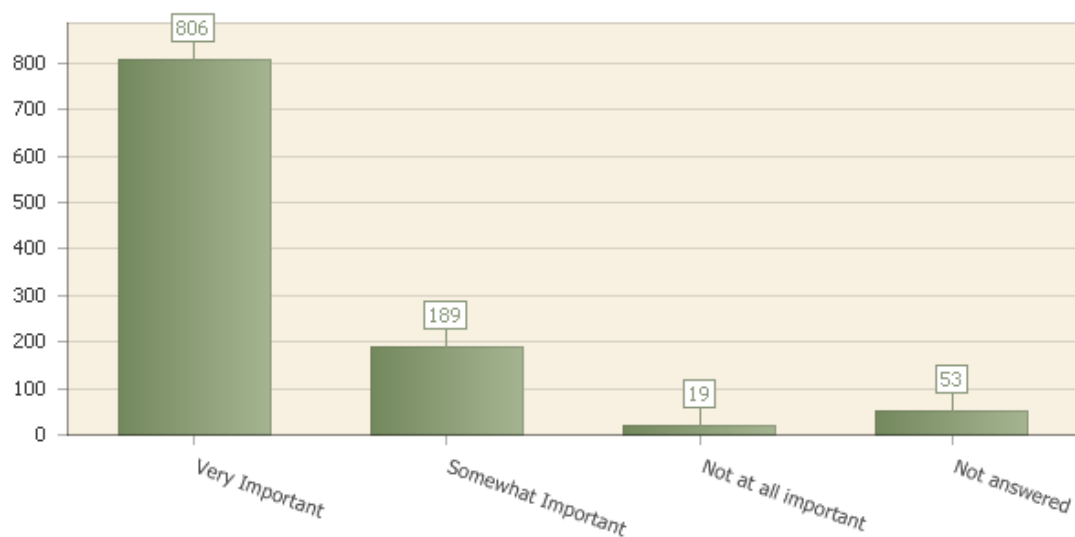
Study habits



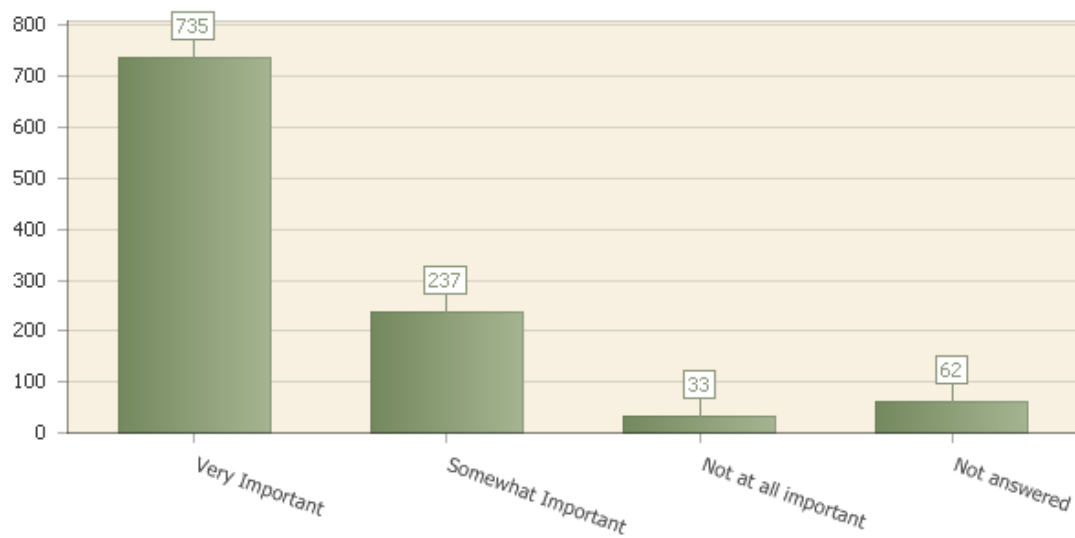
Note taking

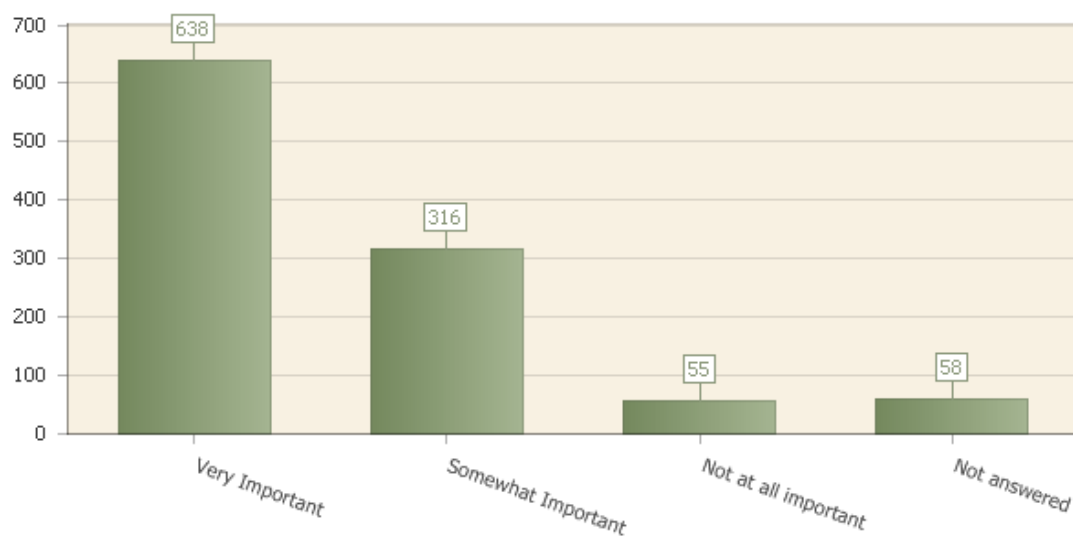


Reading skills



Research skills



In-class presentations

Matrix row	Not answered	Very Important	Somewhat Important	Not at all important
Mathematics	57 (5.3%)	488 (45.7%)	410 (38.4%)	112 (10.5%)
English writing	49 (4.6%)	747 (70.0%)	243 (22.8%)	28 (2.6%)
Library skills	66 (6.2%)	412 (38.6%)	437 (41.0%)	152 (14.2%)
Computer skills	51 (4.8%)	794 (74.4%)	198 (18.6%)	24 (2.2%)
Study habits	57 (5.3%)	745 (69.8%)	238 (22.3%)	27 (2.5%)
Note taking	60 (5.6%)	744 (69.7%)	242 (22.7%)	21 (2.0%)
Reading skills	53 (5.0%)	806 (75.5%)	189 (17.7%)	19 (1.8%)
Research skills	62 (5.8%)	735 (68.9%)	237 (22.2%)	33 (3.1%)
In-class presentations	58 (5.4%)	638 (59.8%)	316 (29.6%)	55 (5.2%)

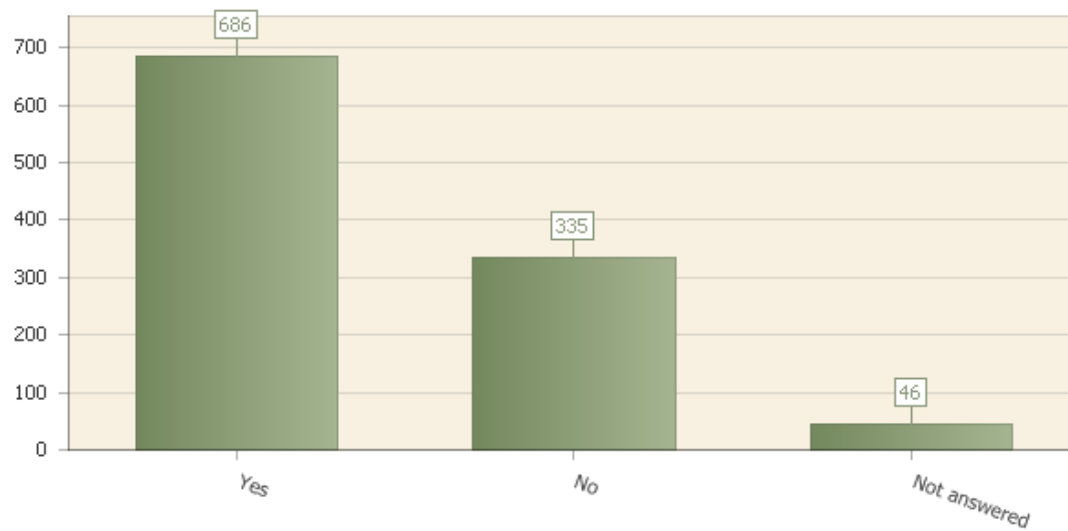
1.38. P7Q7

Did you meet with an academic counselor during your first semester?

Question type: Multiple choice

Number of responses: 1021

Number of respondents: 1067



Answer	Count	Percent answer
Yes	686	64.3%
No	335	31.4%
Not answered	46	4.3%

