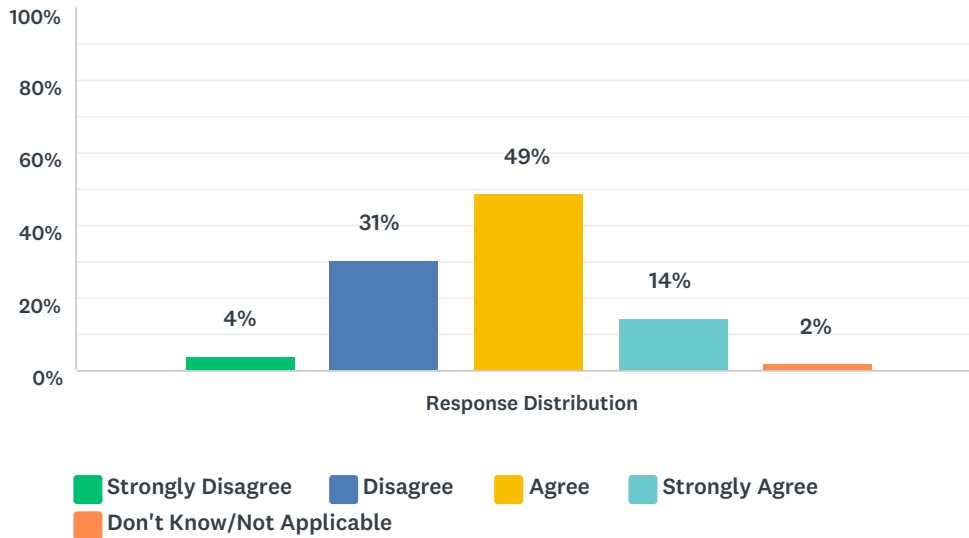


Q1 Results of college goals are regularly shared with campus constituencies.

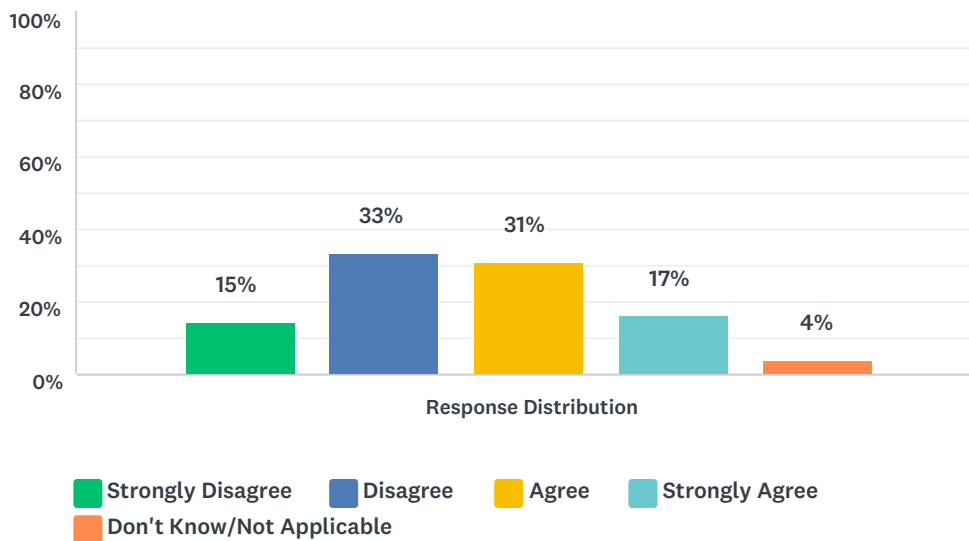
Answered: 49 Skipped: 0



	STRONGLY DISAGREE	DISAGREE	AGREE	STRONGLY AGREE	DON'T KNOW/NOT APPLICABLE	TOTAL	WEIGHTED AVERAGE
Response Distribution	4%	31%	49%	14%	2%	49	2.75
	2	15	24	7	1		

Q2 A consultative planning process is used to identify needed areas of improvement.

Answered: 48 Skipped: 1

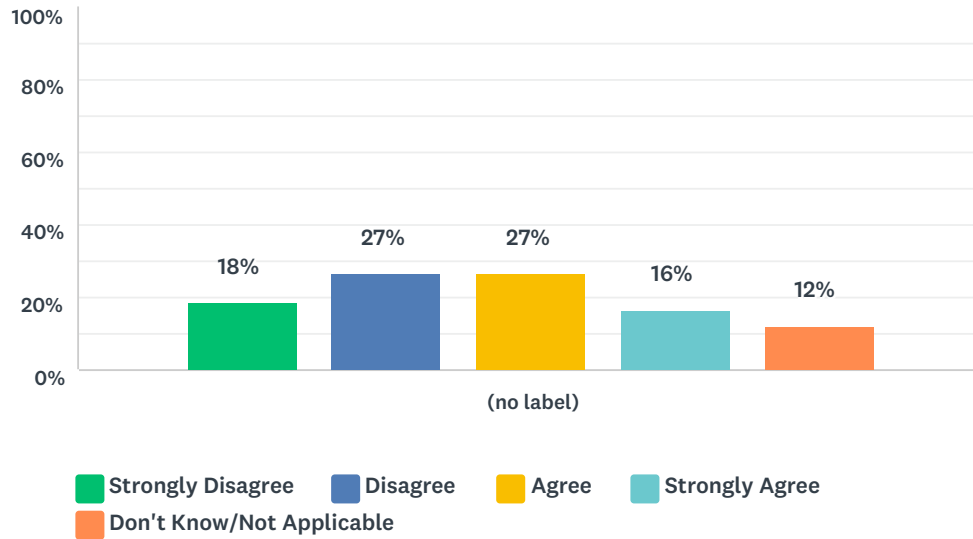


	STRONGLY DISAGREE	DISAGREE	AGREE	STRONGLY AGREE	DON'T KNOW/NOT APPLICABLE	TOTAL	WEIGHTED AVERAGE

Response Distribution 15% 33% 31% 17% 4% 48 2.52
 7 16 15 8 2

Q3 Employees have adequate opportunities to participate in the development of financial plans and budgets.

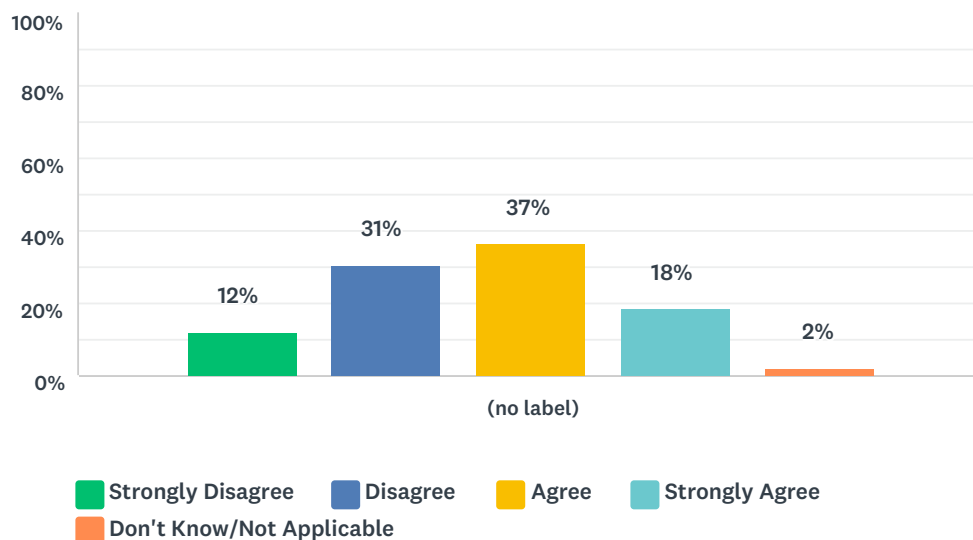
Answered: 49 Skipped: 0



	STRONGLY DISAGREE	DISAGREE	AGREE	STRONGLY AGREE	DON'T KNOW/NOT APPLICABLE	TOTAL	WEIGHTED AVERAGE
(no label)	18%	27%	27%	16%	12%	49	2.47
	9	13	13	8	6		

Q4 The College works collaboratively towards the achievement of college goals.

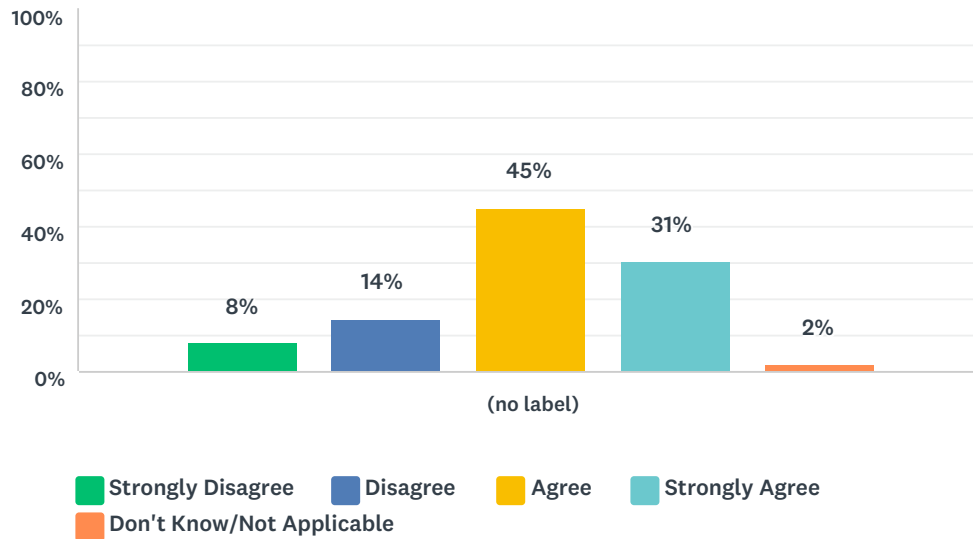
Answered: 49 Skipped: 0



	STRONGLY DISAGREE	DISAGREE	AGREE	STRONGLY AGREE	DON'T KNOW/NOT APPLICABLE	TOTAL	WEIGHTED AVERAGE
(no label)	12% 6	31% 15	37% 18	18% 9	2% 1	49	2.63

Q5 I am satisfied with the amount of opportunity I have to participate in college-wide planning.

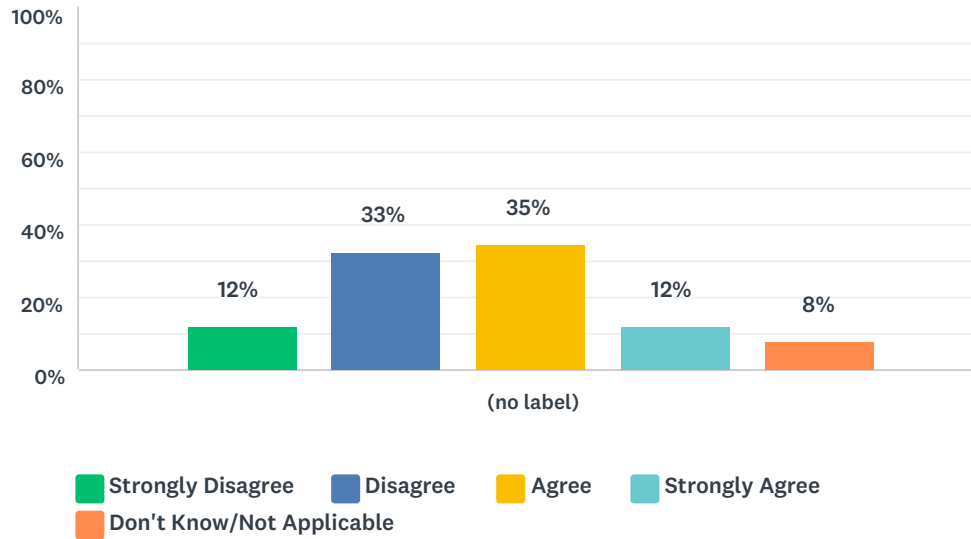
Answered: 49 Skipped: 0



	STRONGLY DISAGREE	DISAGREE	AGREE	STRONGLY AGREE	DON'T KNOW/NOT APPLICABLE	TOTAL	WEIGHTED AVERAGE
(no label)	8% 4	14% 7	45% 22	31% 15	2% 1	49	3.00

Q6 The program review process helps to promote positive change on campus.

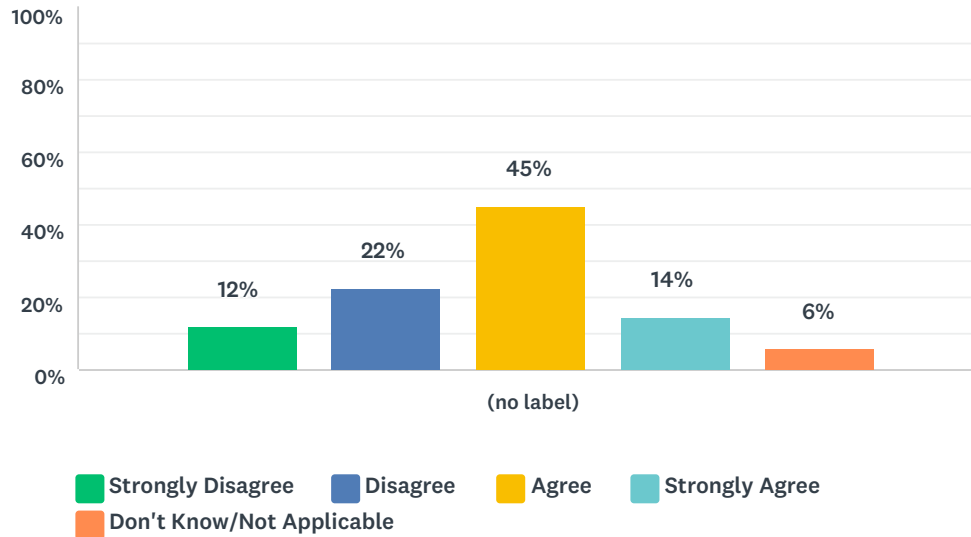
Answered: 49 Skipped: 0



	STRONGLY DISAGREE	DISAGREE	AGREE	STRONGLY AGREE	DON'T KNOW/NOT APPLICABLE	TOTAL	WEIGHTED AVERAGE
(no label)	12%	33%	35%	12%	8%	49	2.51
	6	16	17	6	4		

Q7 The role of employees in participatory governance is clearly stated and publicized.

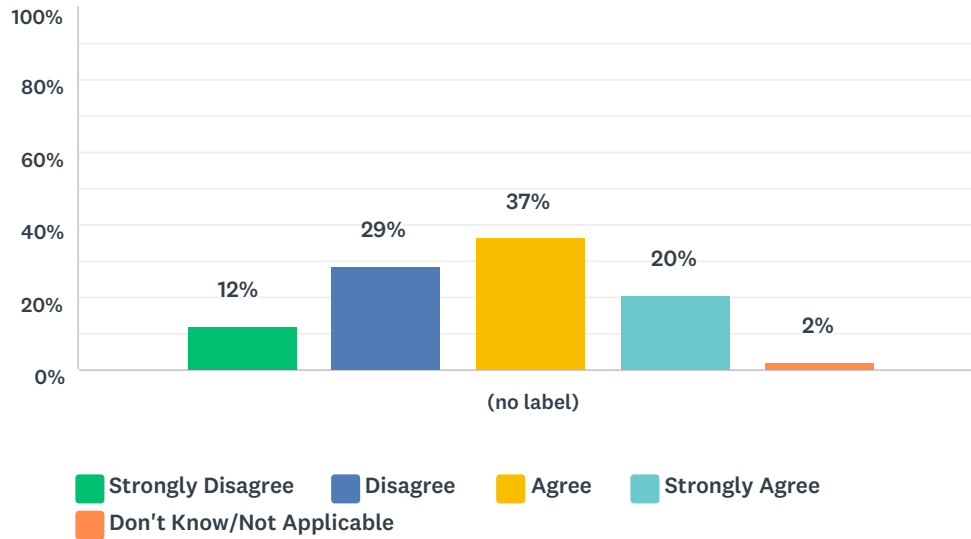
Answered: 49 Skipped: 0



	STRONGLY DISAGREE	DISAGREE	AGREE	STRONGLY AGREE	DON'T KNOW/NOT APPLICABLE	TOTAL	WEIGHTED AVERAGE
(no label)	12%	22%	45%	14%	6%	49	2.65
	6	11	22	7	3		

Q8 The procedures for hiring employees are clearly stated.

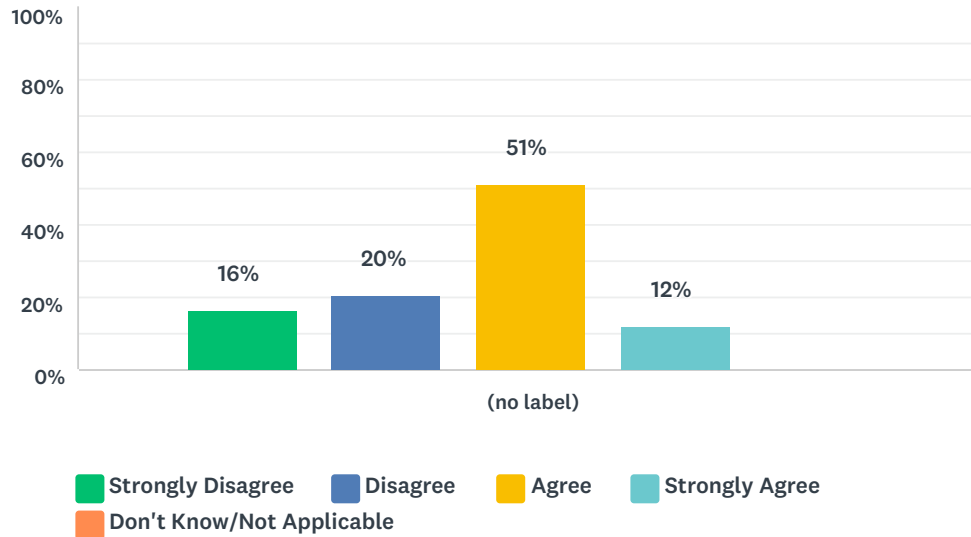
Answered: 49 Skipped: 0



	STRONGLY DISAGREE	DISAGREE	AGREE	STRONGLY AGREE	DON'T KNOW/NOT APPLICABLE	TOTAL	WEIGHTED AVERAGE
(no label)	12%	29%	37%	20%	2%	49	2.67
	6	14	18	10	1		

Q9 Cañada College encourages staff and faculty participation in the decision-making process.

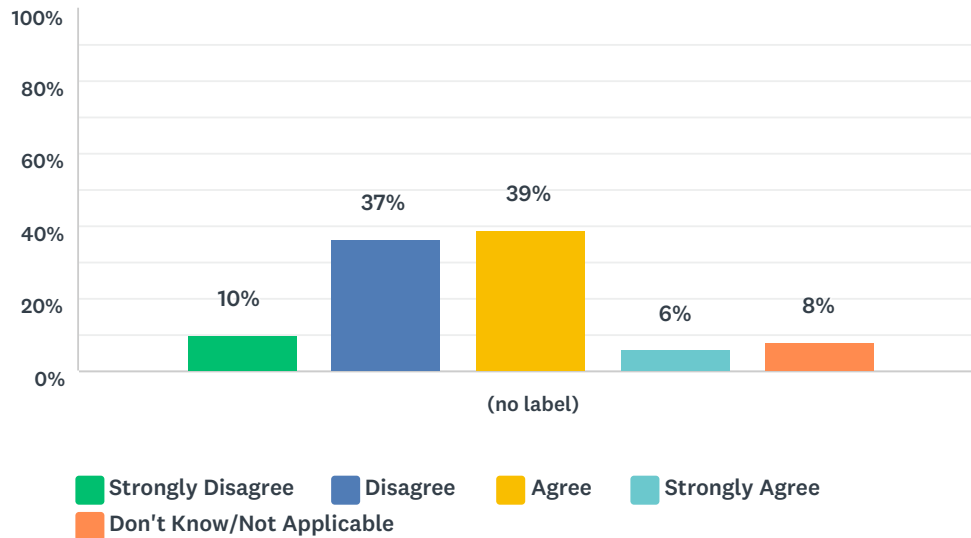
Answered: 49 Skipped: 0



	STRONGLY DISAGREE	DISAGREE	AGREE	STRONGLY AGREE	DON'T KNOW/NOT APPLICABLE	TOTAL	WEIGHTED AVERAGE
(no label)	16%	20%	51%	12%	0%	49	2.59
	8	10	25	6	0		

Q10 Overall, the participatory governance process is working well at Cañada.

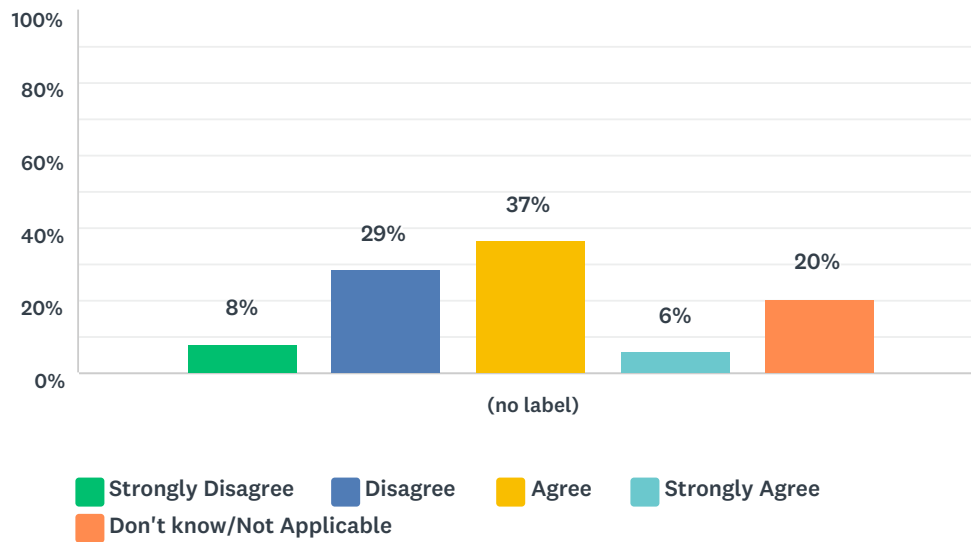
Answered: 49 Skipped: 0



	STRONGLY DISAGREE	DISAGREE	AGREE	STRONGLY AGREE	DON'T KNOW/NOT APPLICABLE	TOTAL	WEIGHTED AVERAGE
(no label)	10%	37%	39%	6%	8%	49	2.44
	5	18	19	3	4		

Q11 District planning and evaluation are integrated with college planning and evaluation to improve student learning and achievement.

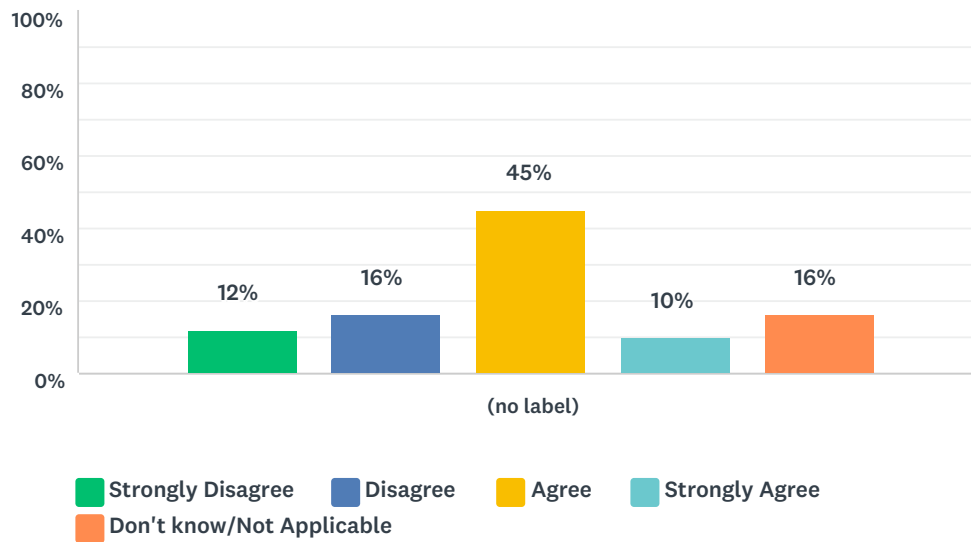
Answered: 49 Skipped: 0



	STRONGLY DISAGREE	DISAGREE	AGREE	STRONGLY AGREE	DON'T KNOW/NOT APPLICABLE	TOTAL	WEIGHTED AVERAGE
(no label)	8%	29%	37%	6%	20%	49	2.51
	4	14	18	3	10		

Q12 The District Office provides necessary services that support Cañada's mission.

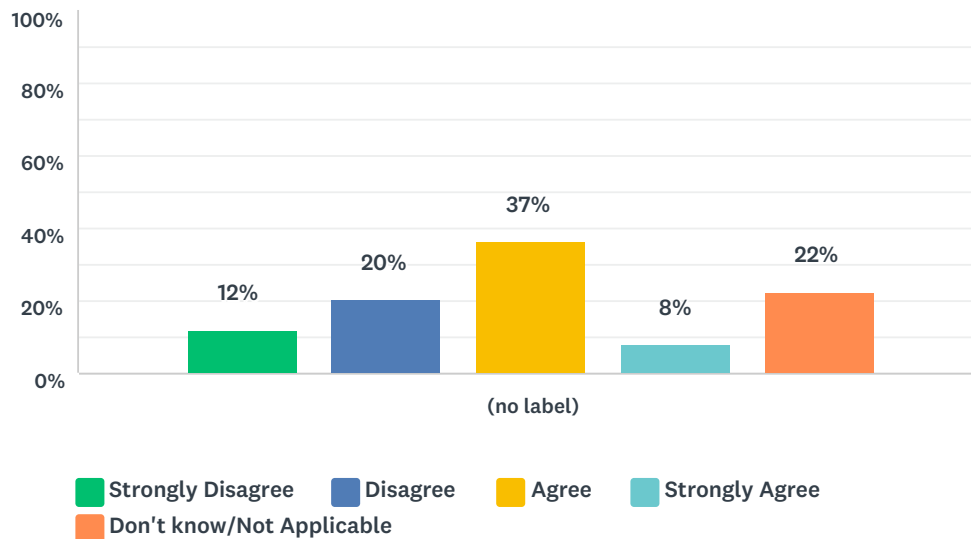
Answered: 49 Skipped: 0



	STRONGLY DISAGREE	DISAGREE	AGREE	STRONGLY AGREE	DON'T KNOW/NOT APPLICABLE	TOTAL	WEIGHTED AVERAGE
(no label)	12% 6	16% 8	45% 22	10% 5	16% 8	49	2.63

Q13 The District Office adheres to clearly defined policies consistent with the mission of the District

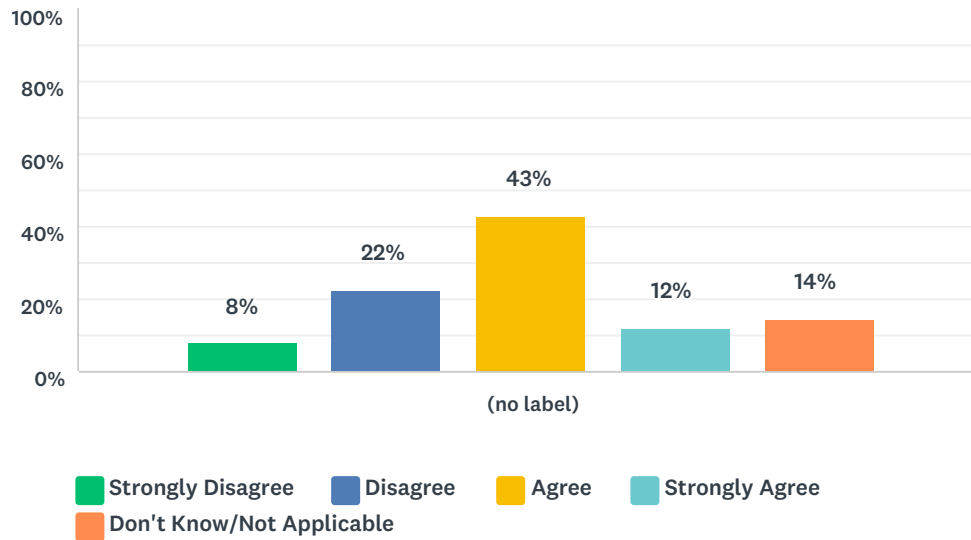
Answered: 49 Skipped: 0



	STRONGLY DISAGREE	DISAGREE	AGREE	STRONGLY AGREE	DON'T KNOW/NOT APPLICABLE	TOTAL	WEIGHTED AVERAGE
(no label)	12% 6	20% 10	37% 18	8% 4	22% 11	49	2.53

Q14 There are clear divisions of authority and responsibility between and among the District Office, the Board of Trustees, and Cañada College.

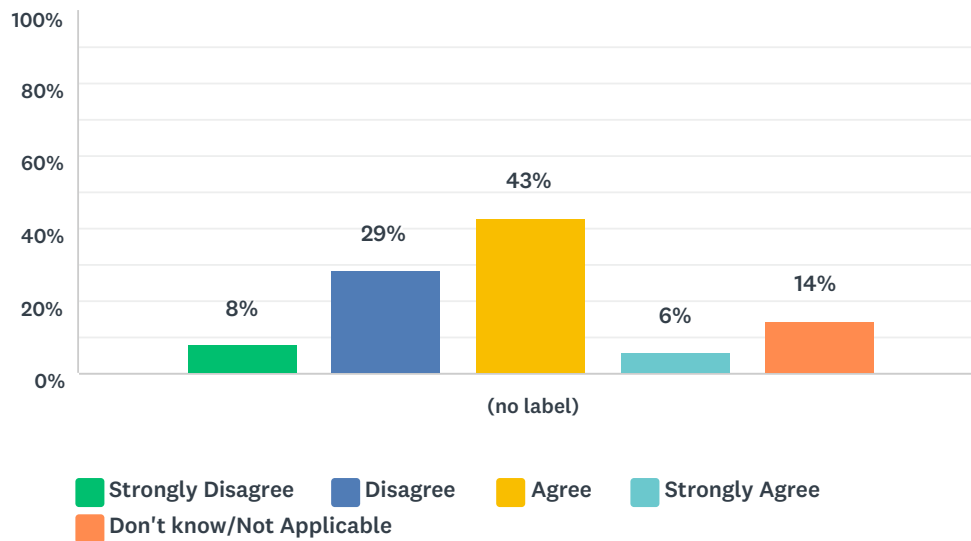
Answered: 49 Skipped: 0



	STRONGLY DISAGREE	DISAGREE	AGREE	STRONGLY AGREE	DON'T KNOW/NOT APPLICABLE	TOTAL	WEIGHTED AVERAGE
(no label)	8% 4	22% 11	43% 21	12% 6	14% 7	49	2.69

Q15 The Board of Trustees, the District Office, and the College function as mutually supporting yet independent self-governing units.

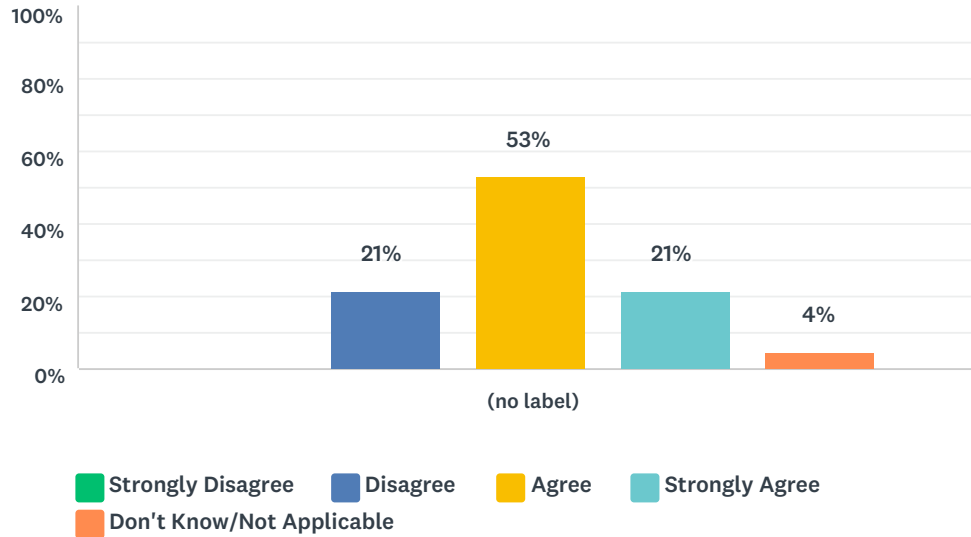
Answered: 49 Skipped: 0



	STRONGLY DISAGREE	DISAGREE	AGREE	STRONGLY AGREE	DON'T KNOW/NOT APPLICABLE	TOTAL	WEIGHTED AVERAGE
(no label)	8% 4	29% 14	43% 21	6% 3	14% 7	49	2.55

Q16 I am familiar with the institutional learning outcomes (ILOs) and their purpose.

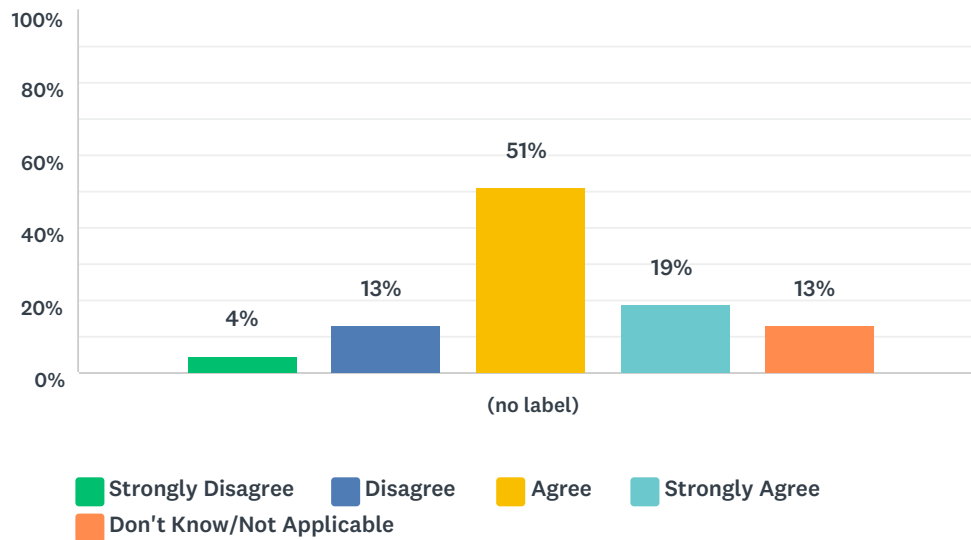
Answered: 47 Skipped: 2



	STRONGLY DISAGREE	DISAGREE	AGREE	STRONGLY AGREE	DON'T KNOW/NOT APPLICABLE	TOTAL	WEIGHTED AVERAGE
(no label)	0%	21%	53%	21%	4%	47	3.00
	0	10	25	10	2		

Q17 I engage other faculty/staff in my department in dialogues about assessment results and subsequent action plans.

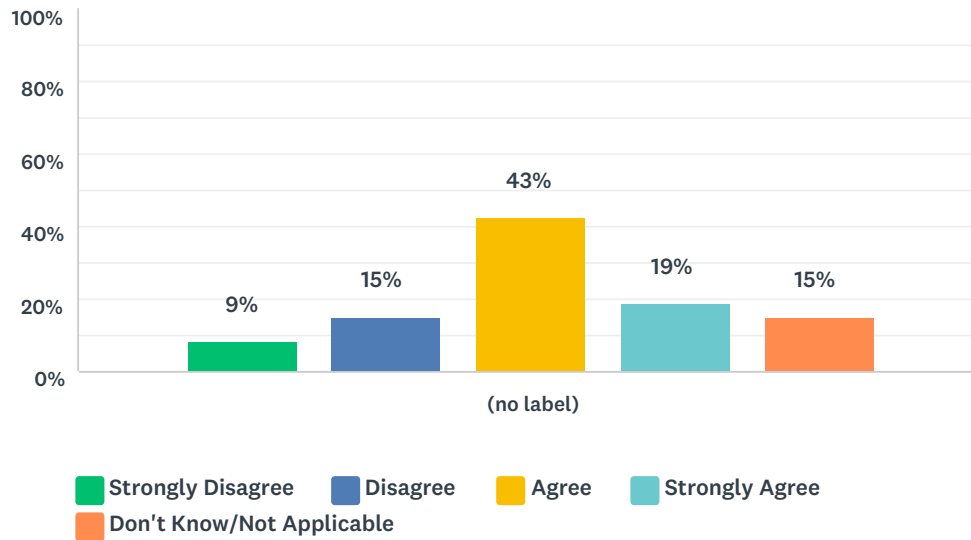
Answered: 47 Skipped: 2



	STRONGLY DISAGREE	DISAGREE	AGREE	STRONGLY AGREE	DON'T KNOW/NOT APPLICABLE	TOTAL	WEIGHTED AVERAGE
(no label)	4%	13%	51%	19%	13%	47	2.98
	2	6	24	9	6		

Q18 I use assessment results to inform subsequent plans.

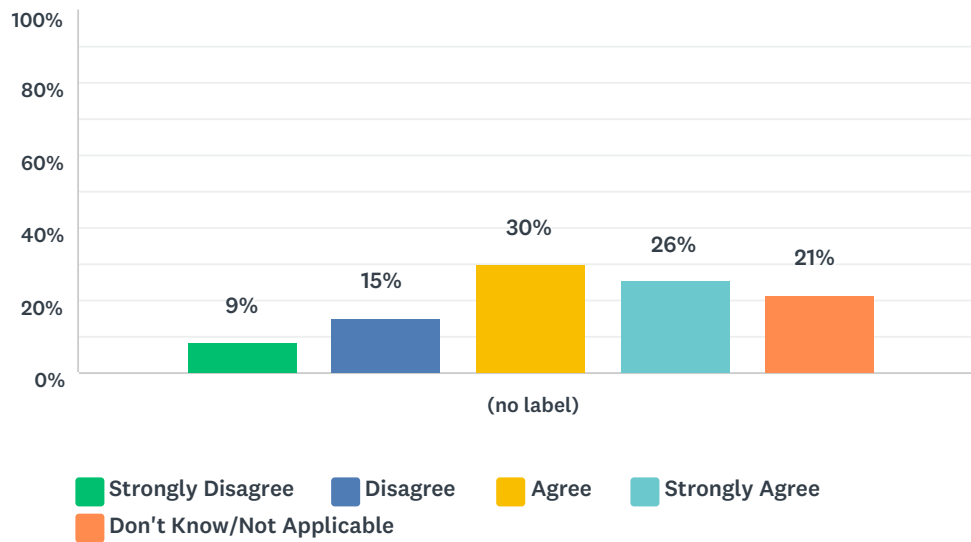
Answered: 47 Skipped: 2



	STRONGLY DISAGREE	DISAGREE	AGREE	STRONGLY AGREE	DON'T KNOW/NOT APPLICABLE	TOTAL	WEIGHTED AVERAGE
(no label)	9% 4	15% 7	43% 20	19% 9	15% 7	47	2.85

Q19 I use assessment results to inform resource requests.

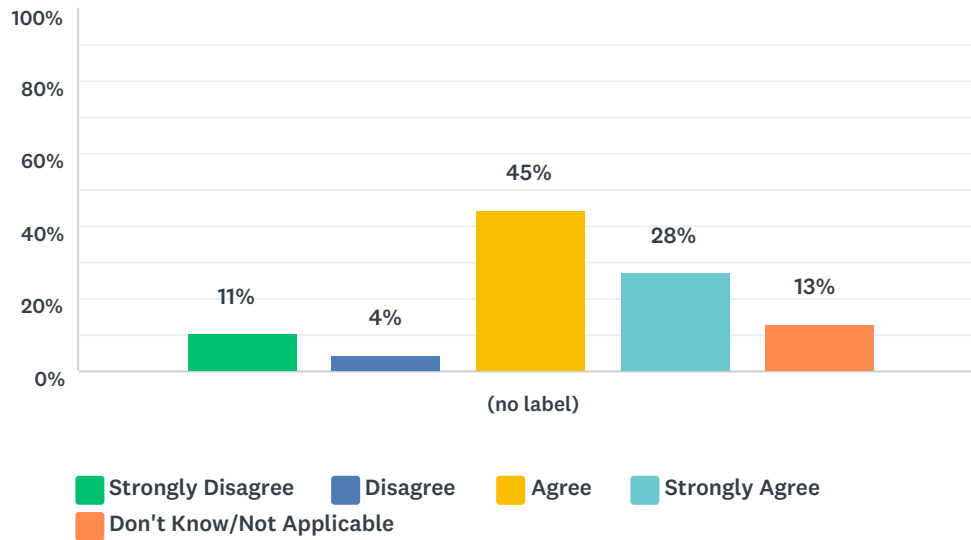
Answered: 47 Skipped: 2



	STRONGLY DISAGREE	DISAGREE	AGREE	STRONGLY AGREE	DON'T KNOW/NOT APPLICABLE	TOTAL	WEIGHTED AVERAGE
(no label)	9% 4	15% 7	30% 14	26% 12	21% 10	47	2.92

Q20 I see how assessment can inform decisions about curriculum, resource allocation, etc.

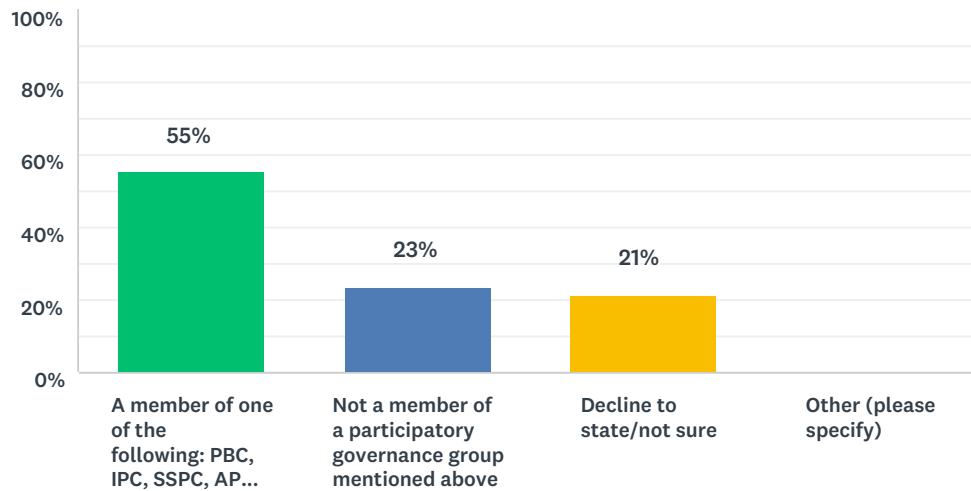
Answered: 47 Skipped: 2



	STRONGLY DISAGREE	DISAGREE	AGREE	STRONGLY AGREE	DON'T KNOW/NOT APPLICABLE	TOTAL	WEIGHTED AVERAGE
(no label)	11%	4%	45%	28%	13%	47	3.02
	5	2	21	13	6		

Q21 In 2017-18, I am:

Answered: 47 Skipped: 2

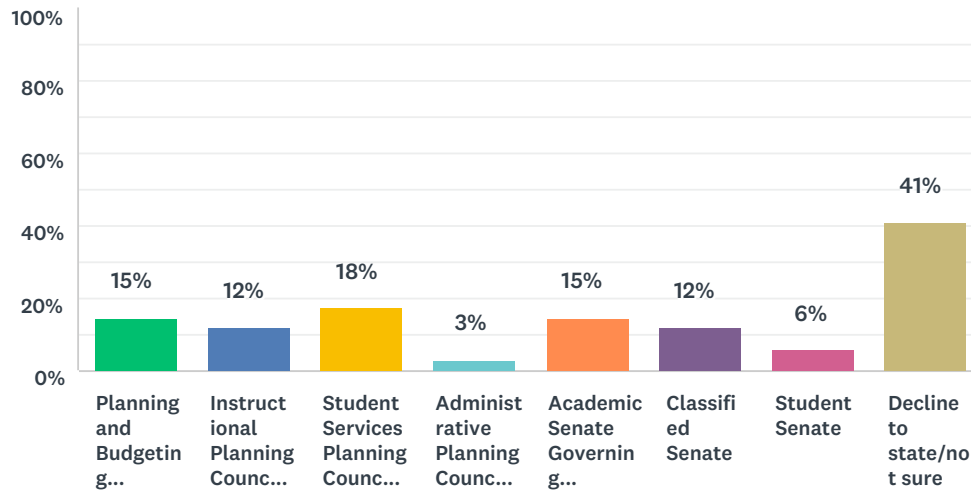


ANSWER CHOICES	RESPONSES
A member of one of the following: PBC, IPC, SSPC, APC, Academic Senate Governing Council, Classified Senate or Student Senate	55% 26
Not a member of a participatory governance group mentioned above	23% 11
Decline to state/not sure	21% 10
Other (please specify)	0% 0
TOTAL	47

Q22 Please indicate which governance group(s) you serve on (Check all

that apply)

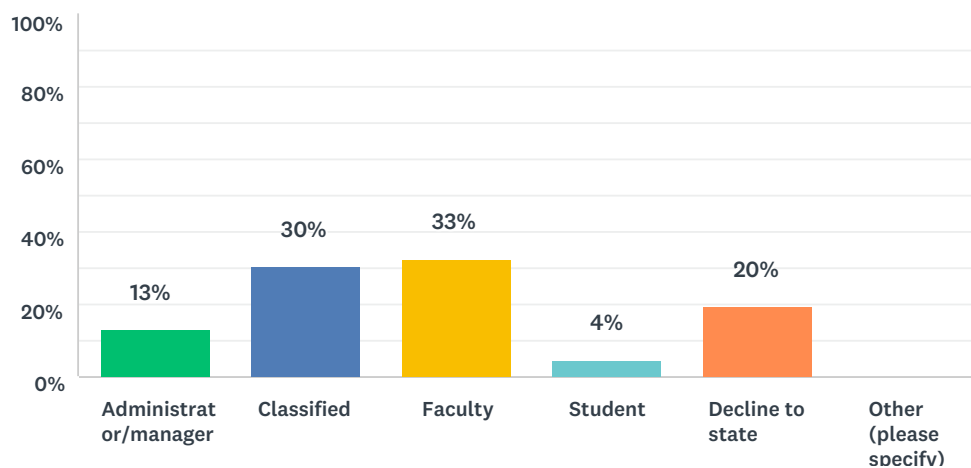
Answered: 34 Skipped: 15



ANSWER CHOICES	RESPONSES	
Planning and Budgeting Council (PBC)	15%	5
Instructional Planning Council (IPC)	12%	4
Student Services Planning Council (SSPC)	18%	6
Administrative Planning Council (APC)	3%	1
Academic Senate Governing Council	15%	5
Classified Senate	12%	4
Student Senate	6%	2
Decline to state/not sure	41%	14
Total Respondents: 34		

Q23 What is your primary employment classification?

Answered: 46 Skipped: 3

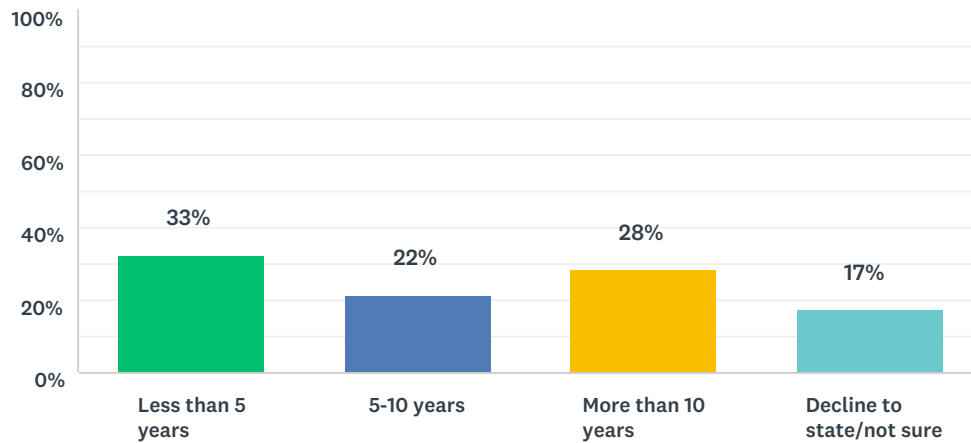


ANSWER CHOICES	RESPONSES
----------------	-----------

Administrator/manager	13%	6
Classified	30%	14
Faculty	33%	15
Student	4%	2
Decline to state	20%	9
Other (please specify)	0%	0
TOTAL		46

Q24 How many years have you been at Cañada College?

Answered: 46 Skipped: 3



ANSWER CHOICES	RESPONSES
Less than 5 years	33% 15
5-10 years	22% 10
More than 10 years	28% 13
Decline to state/not sure	17% 8
TOTAL	46

Q25 Please share any additional comments on the strengths, weaknesses or areas of improvement about participatory governance at Cañada College?

Answered: 16 Skipped: 33